



NEW FOR 2025

**BIG
BLOCK
RACE**



GM LS



**SPORT
COMPACT**



DUALOY



**Speed
Of Air**



CATALOG SUPPLEMENT 2025



UNITED ENGINE & MACHINE CO.

GLOBAL DISTRIBUTION CENTER

United Engine & Machine Company

217 3rd Street
Douglas, AZ 85607
Phone (800) 648-7970
Fax (775) 882-7773

WORLD HEADQUARTERS

United Engine & Machine Company

1040 Corbett Street
Carson City, NV 89706
Phone (775) 882-7790
Phone (800) 648-7970
Fax (775) 882-7773
Sales and Technical

FACTORY INVENTORY WAREHOUSES

Jobbers Warehouse Supply Inc.

800 3rd Ave. North
Minneapolis, MN 55405
Warehouse #64
Phone (612) 377-4520
Phone (800) 489-4520
Fax (612) 377-4522

Multi Products Supply

187 Milton Ave. S.E.
Atlanta, GA 30315
Warehouse #89
Phone (800) 346-1691
Phone (404) 355-1261
Fax (404) 351-2957

Don Gross Warehouse

1951 E. 48th St.
Vernon, CA 90058
Warehouse #13
Phone (888) 366-4767
Fax (323) 582-3840

BRE Warehouse #10

52517 - RR224
Building 1, West Door
Sherwood Park, AB
CANADA T8A 4R4
Phone (780) 564-3777

THANK YOU

United Engine & Machine Company produces cast and forged pistons in a variety of aluminum alloys that will meet and exceed the requirements of today's internal combustion engines. Our pistons are marketed under the ICON, KB Performance, Claimer, Silv-O-Lite, Dualoy and private label brand names. For over a century United Engine & Machine Company has been a leader in piston manufacturing and strives to produce the finest quality pistons for your application. United Engine & Machine Company is proud to be a ISO9001-2015 Quality Registered Company. We appreciate your business and encourage you to call our customer service department at 1-800-648-7970 or email us at tech@uempistons.com with any questions or comments about our products.

Thank You

Established 1922

www.uempistons.com



HEAD DESIGN

This section will help you match the head type with the description in the catalog. The head design may not be exact but should give a close approximation of what the piston will look like.

D-Cup Design



D-Cup – Maintains quench design and keeps the piston rim level all the way around.

Step-Dish Design



Step-dish maintains the full quench while lowering the rest of piston rim below deck. This design allows for a big volume dish on long strokes while still maintaining the quench.

Flat-Top Design



Circular Dish Design



Circular Dish Design - Has no quench and the dish is just lowered below the rim of the piston.

Dome Design



Dome Design - Has raised area above the quench portion of the piston.

TABLE OF CONTENTS

- Icon Premium 4-6
- Icon FHR..... 7-9
- Icon Sport Compact..... 10-12
- KB Hypereutectic..... 13
- Silvolite..... 14-17
- Dualoy..... 18-19
- Speed of Air..... 20-21
- Rings..... 22-34
- VW Big Bore 35

New for 2025



Better Pistons Since 1922

Silvolite now has Piston and Ring Kits available for most numbers with new kits being added. See the new Silvolite section and the website for the latest additions.



Also new for 2025





PREMIUM FORGED

2618 and 4032 Alloy

Premium series "Off the Shelf" pistons loaded with superior features found in custom made pistons.

2618 Alloy material has less than 1% silicon content and is formulated and heat treated for the most demanding performance applications such as very high compression ratios, boosted application and nitrous. 2618 Alloy does have high thermal expansion which requires larger piston to wall clearance than 4032 alloy.

4032 Alloy material has 11% silicon content which controls the thermal expansion so a tighter piston to wall clearance may be used over the 2618 alloy. The additional silicon will also increase wearability on the skirts and pin bores making this an ideal material for street and some boosted applications.

Ford



Notes: UltraThermCM thermal barrier on crown
Hard anodized top ring groove
Line2Line abrasable skirt coating

ALLOY: 4032
LOCK RINGS: LR866FC¹ / LR906F*
RING PACK: 1.2mm, 1.2mm, 2.5mm

2.7L / 3.5L ECOBOOST

OE DECK HEIGHT: 8.970

Piston Set	Piston & Ring Kit	Disp	Bore	Stroke	Rod	C/D	Pin Dia.	Crown CC	Head Type	Gram Wgt. Piston/Pin	Top Land	Cyl. Hd. CC	Comp Ratio	Replacement UEM Ring
N/A	IC434LCATK.5MM	2.7	3.2677	3.2677	5.750	1.190	0.866 ¹	0.8	Dome	302/104	0.225	N/A	10.0:1	3268LP.5MM
N/A	IC434LCATK.STD	2.7	3.2677	3.2677	5.750	1.190	0.866 ¹	0.8	Dome	302/104	0.225	N/A	10.0:1	3268LP.STD
N/A	IC435LCATK.5MM	2.7	3.2677	3.2677	5.750	1.190	0.866 ¹	0.8	Dome	314/104	0.225	N/A	10.0:1	3268LP.5MM
N/A	IC435LCATK.STD	2.7	3.2677	3.2677	5.750	1.190	0.866 ¹	0.8	Dome	314/104	0.225	N/A	10.0:1	3268LP.STD
N/A	IC436LCATK.1.0MM	3.5	3.6417	3.413	6.010	1.230	0.905*	2.6	Dome	376/127	0.240	N/A	10.0:1	3642LP.1.0MM
N/A	IC436LCATK.25MM	3.5	3.6417	3.413	6.010	1.230	0.905*	2.6	Dome	376/127	0.240	N/A	10.0:1	3642LP.25MM
N/A	IC436LCATK.5MM	3.5	3.6417	3.413	6.010	1.230	0.905*	2.6	Dome	376/127	0.240	N/A	10.0:1	3642LP.5MM
N/A	IC436LCATK.75MM	3.5	3.6417	3.413	6.010	1.230	0.905*	2.6	Dome	376/127	0.240	N/A	10.0:1	3642LP.75MM
N/A	IC436LCATK.STD	3.5	3.6417	3.413	6.010	1.230	0.905*	2.6	Dome	376/127	0.240	N/A	10.0:1	3642LP.STD



Notes: Requires aftermarket 6.200" rod with .927" wrist pin.
Anodized crown and top ring groove.
Piston and ring kit includes premium file to fit steel nitrited top with ductile iron napier second.

ALLOY: 4032
LOCK RINGS: PRJ100-3
RING PACK: 1.2mm, 1.2mm, 3.0mm

6.2L V8 (Boss, Raptor)

OE DECK HEIGHT: 9.410

Piston Set	Piston & Ring Kit	Disp	Bore	Stroke	Rod	C/D	Pin Dia.	Crown CC	Head Type	Gram Wgt. Piston/Pin	Top Land	Cyl. Hd. CC	Comp Ratio	Replacement UEM Ring
IC592CA.25MM	IC592CAKTS.25MM	6.2	4.016	3.740	6.200	1.310	0.927	12.0	Dish	429/119	0.265	N/A	9.8:1	4000ES8.030
IC592CA.5MM	IC592CAKTS.5MM	6.2	4.016	3.740	6.200	1.310	0.927	12.0	Dish	429/119	0.265	N/A	9.8:1	4000ES8.040
IC592CA.75MM	IC592CAKTS.75MM	6.2	4.016	3.740	6.200	1.310	0.927	12.0	Dish	429/119	0.265	N/A	9.8:1	4000ES8.050
IC592CA.STD	IC592CAKTS.STD	6.2	4.016	3.740	6.200	1.310	0.927	12.0	Dish	429/119	0.265	N/A	9.8:1	4000ES8.020
IC593CA.25MM	IC593CAKTS.25MM	6.2	4.016	3.740	6.200	1.310	0.927	7.5	Dome	459/119	0.265	N/A	11.0:1	4000ES8.030
IC593CA.5MM	IC593CAKTS.5MM	6.2	4.016	3.740	6.200	1.310	0.927	7.5	Dome	459/119	0.265	N/A	11.0:1	4000ES8.040
IC593CA.75MM	IC593CAKTS.75MM	6.2	4.016	3.740	6.200	1.310	0.927	7.5	Dome	459/119	0.265	N/A	11.0:1	4000ES8.050
IC593CA.STD	IC593CAKTS.STD	6.2	4.016	3.740	6.200	1.310	0.927	7.5	Dome	459/119	0.265	N/A	11.0:1	4000ES8.020

Ford (Con't)



PREMIUM



Notes: Requires aftermarket 6.200" rod with .927" wrist pin
Anodized crown and top ring groove
Piston and ring kit includes premium
file to fit steel nitrited top with ductile iron
napier second.

ALLOY: 4032
LOCK RINGS: PRH107-3, PRG110-3
RING PACK: 1/16, 1/16, 3/16
OE DECK HEIGHT: 10.170

Big Block FE

Piston Set	Piston & Ring Kit	Disp	Bore	Stroke	Rod	C/D	Pin Dia.	Crown CC	Head Type	Gram Wgt. Piston/Pin	Top Land	Cyl. Hd. CC	Comp Ratio	Replacement UEM Ring
IC578C.030	IC578CKTD.030	390	4.050	3.780	6.490	1.770	0.975	6.2	Flat	533/135	0.250	75cc	10.0:1	4050BD8.035
IC578C.040	IC578CKTD.040	390	4.050	3.780	6.490	1.770	0.975	6.2	Flat	533/135	0.250	75cc	10.0:1	4050BD8.045
IC578C.060	IC578CKTD.060	390	4.050	3.780	6.490	1.770	0.975	6.2	Flat	533/135	0.250	75cc	10.0:1	4050BD8.065
IC579C.030	IC579CKTD.030	410	4.050	3.980	6.490	1.670	0.975	12.9	Dish	527/135	0.250	75cc	9.8:1	4050BD8.035
IC579C.040	IC579CKTD.040	410	4.050	3.980	6.490	1.670	0.975	12.9	Dish	527/135	0.250	75cc	9.8:1	4050BD8.045
IC579C.060	IC579CKTD.060	410	4.050	3.980	6.490	1.670	0.975	12.9	Dish	527/135	0.250	75cc	9.8:1	4050BD8.065
IC580C.017	IC580CKTD.017	427	4.233	3.780	6.490	1.770	0.975	16.3	Dish	527/135	0.250	75cc	9.8:1	4250BD8.005
IC580C.037	IC580CKTD.037	427	4.233	3.780	6.490	1.770	0.975	16.3	Dish	527/135	0.250	75cc	9.8:1	4250BD8.020
IC580C.047	IC580CKTD.047	427	4.233	3.780	6.490	1.770	0.975	16.3	Dish	527/135	0.250	75cc	9.8:1	4250BD8.035
IC581C.030	IC581CKTD.030	428	4.130	3.980	6.490	1.670	0.975	16.3	Dish	532/135	0.250	75cc	9.8:1	4125BD8.035
IC581C.040	IC581CKTD.040	428	4.130	3.980	6.490	1.670	0.975	16.3	Dish	532/135	0.250	75cc	9.8:1	4125BD8.045
IC581C.060	IC581CKTD.060	428	4.130	3.980	6.490	1.670	0.975	16.3	Dish	532/135	0.250	75cc	9.8:1	4125BD8.065
IC581C.STD	IC581CKTD.STD	428	4.130	3.980	6.490	1.670	0.975	16.3	Dish	532/135	0.250	75cc	9.8:1	4.125BD8.010
IC582C.030	IC582CKTD.030	438	4.050	4.125	6.700	1.388	0.990	16.3	Dish	475/141	0.240	75cc	9.8:1	4050BD8.035
IC582C.040	IC582CKTD.040	438	4.050	4.125	6.700	1.388	0.990	16.3	Dish	475/141	0.240	75cc	9.8:1	4050BD8.045
IC582C.060	IC582CKTD.060	438	4.050	4.125	6.700	1.388	0.990	16.3	Dish	475/141	0.240	75cc	9.8:1	4050BD8.065
IC583C.030	IC583CKTD.030	444	4.050	4.250	6.700	1.325	0.990	22.0	Dish	475/141	0.240	75cc	9.4:1	4050BD8.035
IC583C.040	IC583CKTD.040	444	4.050	4.250	6.700	1.325	0.990	22.0	Dish	475/141	0.240	75cc	9.4:1	4050BD8.045
IC583C.060	IC583CKTD.060	444	4.050	4.250	6.700	1.325	0.990	22.0	Dish	475/141	0.240	75cc	9.4:1	4050BD8.065
IC584C.017	IC584CKTD.017	452	4.233	3.980	6.490	1.670	0.975	21.5	Dish	527/135	0.250	75cc	9.8:1	4250BD8.005
IC584C.037	IC584CKTD.037	452	4.233	3.980	6.490	1.670	0.975	21.5	Dish	527/135	0.250	75cc	9.8:1	4250BD8.020
IC584C.047	IC584CKTD.047	452	4.233	3.980	6.490	1.670	0.975	21.5	Dish	527/135	0.250	75cc	9.8:1	4250BD8.035
IC585C.030	IC585CKTD.030	455	4.130	4.250	6.700	1.325	0.990	22.8	Dish	452/141	0.240	75cc	9.9:1	4125BD8.035
IC585C.040	IC585CKTD.040	455	4.130	4.250	6.700	1.325	0.990	22.8	Dish	452/141	0.240	75cc	9.9:1	4125BD8.045
IC585C.060	IC585CKTD.060	455	4.130	4.250	6.700	1.325	0.990	22.8	Dish	452/141	0.240	75cc	9.9:1	4125BD8.065
IC586C.017	IC586CKTD.017	482	4.233	4.250	6.700	1.325	0.990	28.4	Dish	505/141	0.240	75cc	9.9:1	4250BD8.005
IC586C.037	IC586CKTD.037	482	4.233	4.250	6.700	1.325	0.990	28.4	Dish	505/141	0.240	75cc	9.9:1	4250BD8.020
IC586C.047	IC586CKTD.047	482	4.233	4.250	6.700	1.325	0.990	28.4	Dish	505/141	0.240	75cc	9.9:1	4250BD8.035

General Motors



Notes: GDI (Gas Direct Injected) Truck L83.
Offset wrist pin. Dual forced pin oiling.
Type 3 hard anodized crown and top
ring groove. UltraWearM42 skirt coating.

ALLOY: 2618
LOCK RINGS: BR8894-1
RING PACK: 1.2mm, 1.2mm, 3.0mm

Chevrolet SB V8 Gen V (Direct Injected Engines)

OE DECK HEIGHT: 9.240

Piston Set	Piston & Ring Kit	Disp	Bore	Stroke	Rod	C/D	Pin Dia.	Crown CC	Head Type	Gram Wgt. Piston/Pin	Top Land	Cyl. Hd. CC	Comp Ratio	Replacement UEM Ring
IC572CA.020	IC572CAKTS.020	5.3	3.780	3.622	6.125	1.304	0.927	0.9	Dome	477/121	0.285	N/A	11.0:1	S3800ESN
IC572CA.STD	IC572CAKTS.STD	5.3	3.780	3.622	6.125	1.304	0.927	0.9	Dome	477/121	0.285	N/A	11.0:1	S3780ESN
IC573CA.020	IC573CAKTS.020	5.3	3.780	3.622	6.125	1.304	0.927	6.5	Dome	456/121	0.285	N/A	10.0:1	S3800ESN
IC573CA.STD	IC573CAKTS.STD	5.3	3.780	3.622	6.125	1.304	0.927	6.5	Dome	456/121	0.285	N/A	10.0:1	S3780ESN
IC574CA.020	IC574CAKTS.020	5.3	3.780	3.622	6.098	1.304	0.945	0.9	Dome	480/122	0.285	N/A	11.0:1	S3800ESN
IC574CA.STD	IC574CAKTS.STD	5.3	3.780	3.622	6.098	1.304	0.945	0.9	Dome	480/122	0.285	N/A	11.0:1	S3780ESN





Mopar

Notes: M42 skirt coating.
Requires aftermarket 6.200" rod with .927" wrist pin.

ALLOY: 2618
LOCK RINGS: PRJ100-3
RING PACK: 1.2mm, 1.2mm, 3.0mm

Hemi Gen III 6.4L

OE DECK HEIGHT: 9.285

Piston Set	Piston & Ring Kit	Disp	Bore	Stroke	Rod	C/D	Pin Dia.	Crown CC	Head Type	Gram Wgt. Piston/Pin	Top Land	Cyl. Hd. CC	Comp Ratio	Replacement UEM Ring
IC591C.005	IC591CKTS.005	6.4	4.090	3.724	6.200	1.210	0.927	2.26	Dome	440/130	0.250	72cc	11.1:1	S4095ESN
IC591C.010	IC591CKTS.010	6.4	4.090	3.724	6.200	1.210	0.927	2.26	Dome	440/130	0.250	72cc	11.1:1	S4100ESN
IC591C.STD	IC591CKTS.STD	6.4	4.090	3.724	6.200	1.210	0.927	2.26	Dome	440/130	0.250	72cc	11.1:1	S4090ESN
IC10074.005	IC10074K.005	6.4	4.090	3.724	6.125	1.210	0.927	6.5	Dish	405/130	0.250	72cc	11.0:1	S4095ESN
IC10074.010	IC10074K.010	6.4	4.090	3.724	6.125	1.210	0.927	6.5	Dish	405/130	0.250	72cc	11.0:1	S4100ESN
IC10074.STD	IC10074K.STD	6.4	4.090	3.724	6.125	1.210	0.927	6.5	Dish	405/130	0.250	72cc	11.0:1	S4090ESN

Mopar



Notes: All numbers come standard with Type 3 Hard Anodized crown and top ring groove and Gas Porting. Skirts have M42 coating.

ALLOY: 2618
LOCK RINGS: PRG110-3
RING PACK: .043, 1/16, 3/16

Big Block B, RB

OE DECK HEIGHT: 9.980 / 10.725

FN	Piston Set	Piston & Ring Kit	Disp	Bore	Stroke	Rod	C/D	Pin Dia.	Crown CC	Head Type	Gram Wgt. Piston/Pin	Top Land	Cyl. Hd. CC	Comp Ratio	Replacement UEM Ring
1	N/A	IC429CAKTS.033	499	4.342	4.150	6.760	1.130	0.990	0.2	Dome	546/175	0.300	68cc	13.5:1	4350JSC8.030
1	N/A	IC429CAKTS.038	499	4.342	4.150	6.760	1.130	0.990	0.2	Dome	546/175	0.300	68cc	13.5:1	4350JSC8.035
1	N/A	IC429CAKTS.048	499	4.342	4.150	6.760	1.130	0.990	0.2	Dome	546/175	0.300	68cc	13.5:1	4350JSC8.045
1	N/A	IC429CAKTS.053	499	4.342	4.150	6.760	1.130	0.990	0.2	Dome	546/175	0.300	68cc	13.5:1	4350JSC8.045
1	N/A	IC428CAKTS.033	511	4.342	4.250	6.535	1.305	0.990	2.2	Dome	583/175	0.315	68cc	13.5:1	4350JSC8.033
1	N/A	IC428CAKTS.038	511	4.342	4.250	6.535	1.305	0.990	2.2	Dome	583/175	0.315	68cc	13.5:1	4350JSC8.035
1	N/A	IC428CAKTS.048	511	4.342	4.250	6.535	1.305	0.990	2.2	Dome	583/175	0.315	68cc	13.5:1	4350JSC8.045
1	N/A	IC428CAKTS.053	511	4.342	4.250	6.535	1.305	0.990	2.2	Dome	583/175	0.315	68cc	13.5:1	4350JSC8.045
1	N/A	IC427CAKTS.020	550	4.500	4.250	6.535	1.305	0.990	2.8	Dome	618/175	0.315	68cc	14.0:1	4500JSC8.020
1	N/A	IC427CAKTS.030	550	4.500	4.250	6.535	1.305	0.990	2.8	Dome	618/175	0.315	68cc	14.0:1	4500JSC8.035
1	N/A	IC427CAKTS.STD	550	4.500	4.250	6.535	1.305	0.990	2.8	Dome	618/175	0.315	68cc	14.0:1	4500JSC8.005
2	N/A	IC10067KT.020	588	4.500	4.625	7.100	1.350	0.990	9.34	Flat Top	615/200	0.300	68cc	13.1:1	4500JSC8.020
2	N/A	IC10067KT.030	588	4.500	4.625	7.100	1.350	0.990	9.34	Flat Top	615/200	0.300	68cc	13.1:1	4500JSC8.035
2	N/A	IC10067KT.STD	588	4.500	4.625	7.100	1.350	0.990	9.34	Flat Top	615/200	0.300	68cc	13.1:1	4500JSC8.005
1	N/A	IC430CAKTS.030	493	4.342	4.150	6.760	1.875	0.990	-0.6	Dome	704/175	0.315	68cc	13.5:1	4350JSC8.005
1	N/A	IC430CAKTS.040	493	4.342	4.150	6.760	1.875	0.990	-0.6	Dome	704/175	0.315	68cc	13.5:1	4350JSC8.015
1	N/A	IC430CAKTS.055	493	4.342	4.150	6.760	1.875	0.990	-0.6	Dome	704/175	0.315	68cc	13.5:1	4350JSC8.030
1	N/A	IC431CAKTS.030	505	4.320	4.250	7.100	1.485	0.990	0.0	Dome	627/175	0.315	68cc	13.7:1	4350JSC8.005
1	N/A	IC431CAKTS.040	505	4.320	4.250	7.100	1.485	0.990	0.0	Dome	627/175	0.315	68cc	13.7:1	4350JSC8.015
1	N/A	IC431CAKTS.055	505	4.320	4.250	7.100	1.485	0.990	0.0	Dome	627/175	0.315	68cc	13.7:1	4350JSC8.030
1	N/A	IC432CAKTS.030	535	4.320	4.500	7.100	1.355	0.990	5.0	Dome	578/175	0.300	68cc	13.5:1	4350JSC8.005
1	N/A	IC432CAKTS.040	535	4.320	4.500	7.100	1.355	0.990	5.0	Dome	578/175	0.300	68cc	13.5:1	4350JSC8.015
1	N/A	IC432CAKTS.055	535	4.320	4.500	7.100	1.355	0.990	5.0	Dome	578/175	0.300	68cc	13.5:1	4350JSC8.030
3	IC445C.030	IC445CKTD.030	535	4.320	4.500	7.100	1.355	0.990	17.0	Dish	546/175	0.272	75cc	11.8:1	4320BD8.030
3	IC445C.040	IC445CKTD.040	535	4.320	4.500	7.100	1.355	0.990	17.0	Dish	546/175	0.272	75cc	11.8:1	4320BD8.040
3	IC445C.055	IC445CKTD.055	535	4.320	4.500	7.100	1.355	0.990	17.0	Dish	546/175	0.272	75cc	11.8:1	4250BD8.125
3	IC446C.030	IC446CKTD.030	535	4.320	4.500	7.100	1.355	0.990	6.4	Flat	546/175	0.272	75cc	13.0:1	4320BD8.030
3	IC446C.040	IC446CKTD.040	535	4.320	4.500	7.100	1.355	0.990	6.4	Flat	546/175	0.272	75cc	13.0:1	4320BD8.040
3	IC446C.055	IC446CKTD.055	535	4.320	4.500	7.100	1.355	0.990	6.4	Flat	546/175	0.272	75cc	13.0:1	4250BD8.125
1	N/A	IC444CAKTS.020	540	4.500	4.250	7.100	1.480	0.990	0.0	Dome	650/175	0.300	68cc	14.0:1	4500JSC8.020
1	N/A	IC444CAKTS.030	540	4.500	4.250	7.100	1.480	0.990	0.0	Dome	650/175	0.300	68cc	14.0:1	4500JSC8.035
1	N/A	IC444CAKTS.STD	540	4.500	4.250	7.100	1.480	0.990	0.0	Dome	650/175	0.300	68cc	14.0:1	4500JSC8.005
1	N/A	IC433CAKTS.020	572	4.500	4.500	7.100	1.355	0.990	6.5	Dome	608/175	0.300	68cc	14.0:1	4500JSC8.020
1	N/A	IC433CAKTS.030	572	4.500	4.500	7.100	1.355	0.990	6.5	Dome	608/175	0.300	68cc	14.0:1	4500JSC8.035
1	N/A	IC433CAKTS.STD	572	4.500	4.500	7.100	1.355	0.990	6.5	Dome	608/175	0.300	68cc	14.0:1	4500JSC8.005
3	IC448C.020	IC448CKTS.020	572	4.500	4.500	7.100	1.355	0.990	6.4	Flat	608/175	0.300	75cc	13.8:1	4500JSC8.025
3	IC448C.030	IC448CKTS.030	572	4.500	4.500	7.100	1.355	0.990	6.4	Flat	608/175	0.300	75cc	13.8:1	4500JSC8.035
3	IC448C.STD	IC448CKTS.STD	572	4.500	4.500	7.100	1.355	0.990	6.4	Flat	608/175	0.300	75cc	13.8:1	4500JSC8.005

Footnotes: 1. Designed for Brodix B-1 Heads | 2. Designed for 572-13 Indy Heads | 3. Designed for 440-1 Indy, Edelbrock and TrickFlow 240/270 Heads

FHR FORGED - FORMED HEAD RELIEF - 4032 Alloy



FHR series "Off the Shelf" pistons loaded with premium features found in custom made pistons.

FHR

FHR - Formed Head Relief pistons have valve reliefs that are formed in as the piston blank is pressed into the die. Many of the domed models are solid which allows tailoring the dome height for a specific compression ratio. Check the dome type box for specific dome description.

4032 Alloy material has 11% silicon content which controls the thermal expansion so a tighter piston to wall clearance may be used over the 2618 alloy. The additional silicon will also increase wearability on the skirts and pin bores making this an ideal material for street and light boosted applications.

- Press or bushed connecting rods may be used as all applications come with lock rings.

GENERAL MOTORS



Notes: .030" offset pin
Right and left bank pistons
Fits 15 degree valve angle heads
Use LS1 type block

**Chevrolet SB V8 Gen III/IV
(LS1/LS6 5.7L Block)**

ALLOY: 4032
LOCK RINGS: BR8894-1
RING PACK: 1.5, 1.5, 3.0mm

OE DECK HEIGHT: 9.240

Item Number	Piston & Ring Kit	Disp	Bore	Stroke	Rod	C/D	Pin Dia.	Crown	Head Type	Gram Wgt. Piston/Pin	Top Land	Cyl. Hd. CC	Comp Ratio	Replacement UEM Ring
IC9990C.007	IC9990CKTS.007	6.2	3.898	4.000	6.125	1.115	0.927	3.2	Flat	N/A	.265	68.4	10.8:1	3898CS8.010
IC9993C.005	IC9993CKTS.005	6.3	3.898	4.000	6.125	1.115	0.927	6	Dish	N/A	.265	68.4	10.5:1	3898CS8.005
IC9993C.010	IC9993CKTS.010	6.3	3.898	4.000	6.125	1.115	0.927	6	Dish	N/A	.265	68.4	10.5:1	3898CS8.010
IC9994C.005	IC9994CKTS.005	6.3	3.898	4.000	6.125	1.115	0.927	10	Dish	N/A	.265	68.4	10.0:1	3898CS8.005
IC9994C.010	IC9994CKTS.010	6.3	3.898	4.000	6.125	1.115	0.927	10	Dish	N/A	.265	68.4	10.0:1	3898CS8.010

GENERAL MOTORS



Notes: .030" offset pin
Right and left bank pistons
Fits 15 degree angle heads
4.005" bore for LS2 blocks. 4.065" for LS3

**Chevrolet SB V8 Gen III/IV
(LS2/LS3/LSA/LS9/L99 6.0/6.2L Block)**

ALLOY: 4032
LOCK RINGS: BR8894-1
RING PACK: 1.5, 1.5, 3.0mm

OE DECK HEIGHT: 9.240

Item Number	Piston & Ring Kit	Disp	Bore	Stroke	Rod	C/D	Pin Dia.	Crown	Head Type	Gram Wgt. Piston/Pin	Top Land	Cyl. Hd. CC	Comp Ratio	Replacement UEM Ring
IC9995C.005	IC9995CKTS.005	6.6	4.000	4.000	6.125	1.115	0.927	8	Flat	N/A	0.265	68.4	10.7:1	4000CS8.005
IC9995C.030	IC9995CKTS.030	6.6	4.000	4.000	6.125	1.115	0.927	8	Flat	N/A	0.265	68.4	10.7:1	4000CS8.030
IC9995C.065	IC9995CKTS.065	6.6	4.000	4.000	6.125	1.115	0.927	8	Flat	N/A	0.265	68.4	10.7:1	4000CS8.065
IC9995C.070	IC9995CKTS.070	6.6	4.000	4.000	6.125	1.115	0.927	8	Flat	N/A	0.265	68.4	10.7:1	4000CS8.070
IC9996C.005	IC9996CKTS.005	6.6	4.000	4.000	6.125	1.115	0.927	15	Dish	N/A	0.265	68.4	9.9:1	4000CS8.005
IC9996C.030	IC9996CKTS.030	6.6	4.000	4.000	6.125	1.115	0.927	15	Dish	N/A	0.265	68.4	9.9:1	4000CS8.030
IC9996C.065	IC9996CKTS.065	6.6	4.000	4.000	6.125	1.115	0.927	15	Dish	N/A	0.265	68.4	9.9:1	4000CS8.065
IC9996C.070	IC9996CKTS.070	6.6	4.000	4.000	6.125	1.115	0.927	15	Dish	N/A	0.265	68.4	9.9:1	4000CS8.070

GENERAL MOTORS



Notes: Pressed Pin Rod Only
GM604 Crate 350
Chevy V8 Blocks

Chevrolet SB Gen I 350

ALLOY: 4032
LOCK RINGS: N/A
RING PACK: 1.5, 1.5, 3.0mm

OE DECK HEIGHT: 9.025

Item Number	Piston & Ring Kit	Disp	Bore	Stroke	Rod	C/D	Pin Dia.	Crown	Head Type	Gram Wgt. Piston/Pin	Top Land	Cyl. Hd. CC	Comp Ratio	Replacement UEM Ring
IC9997.005	IC9997KTS.005	350	4.000	3.500	5.700	1.559	0.927	4.9	Flat	521/161	0.215	64	10.4:1	4000CS8.010
IC9997.010	IC9997KTS.010	350	4.000	3.500	5.700	1.559	0.927	4.9	Flat	521/161	0.215	64	10.4:1	4000CS8.015
IC9997.020	IC9997KTS.020	350	4.000	3.500	5.700	1.559	0.927	4.9	Flat	521/161	0.215	64	10.4:1	4000CS8.025
IC9997.030	IC9997KTS.030	350	4.000	3.500	5.700	1.559	0.927	4.9	Flat	521/161	0.215	64	10.4:1	4000CS8.035
IC9997.STD	IC9997KTS.STD	350	4.000	3.500	5.700	1.559	0.927	4.9	Flat	521/161	0.215	64	10.4:1	4000CS8.005

GENERAL MOTORS



Notes: 2 Valve centered pin*
4 Valve .040" offset pin †
M42 skirt coating

**Chevrolet 350/400 Gen 1
23° Flat Top**

ALLOY:
LOCK RINGS:
RING PACK:
REPLACEMENT RING #:

4032
PRJ100-3/Spiral
1.5 1.5 3.0mm
4000CS8
4125CS8

Item Number	Piston & Ring Kit	Oversizes	Bore	Stroke	Rod	C/D	Pin Dia.	Crown	Head Type	Gram Wgt. Piston/Pin	Top Land	Cyl. Hd. CC	Comp Ratio	Supersedes
IC10012*	IC10012-___K1	STD .030 .040 .060 .080	4.000	3.480	5.700	1.550	0.927	4.9	Flat	555/132	.250	64	10.4	IC9929
IC10004 †	IC10004-___K1	STD .030 .040 .060 .080	4.000	3.480	5.700	1.550	0.927	9.8	Flat	535/132	.250	64	9.8	IC9913
IC10017*	IC10017-___K1	STD .030 .040 .060 .080	4.000	3.480	6.000	1.250	0.927	4.9	Flat	497/132	.250	64	10.4	IC9962
IC10019 †	IC10019-___K1	STD .030 .040 .060 .080	4.000	3.480	6.000	1.250	0.927	9.8	Flat	478/132	.250	64	9.8	IC9964
IC10005 †	IC10005-___K1	STD .030 .040 .060 .080	4.000	3.750	5.700	1.425	0.927	9.8	Flat	516/132	.250	64	10.45	IC9914
IC10013*	IC10013-___K1	STD .030 .040 .060 .080	4.000	3.750	5.700	1.425	0.927	4.9	Flat	536/132	.250	64	11.1	IC9931
IC10016 †	IC10016-___K1	STD .030 .040 .060 .080	4.000	3.750	6.000	1.125	0.927	9.8	Flat	455/132	.250	64	10.5	IC9961
IC10021*	IC10021-___K1	STD .030 .040 .060 .080	4.000	3.750	6.000	1.125	0.927	4.9	Flat	475/132	.250	64	11.1	IC9966
IC10006*	IC10006-___K1	STD .030 .040 .060 .080	4.125	3.750	5.700	1.425	0.927	4.9	Flat	581/132	.250	64	11.7	IC9941
IC10033*	IC10033-___K1	STD .030 .040 .060 .080	4.125	3.750	6.000	1.125	0.927	4.9	Flat	515/132	.250	64	11.7	IC9968

GENERAL MOTORS



Notes: .040" offset pin
M42 skirt coating

**Chevrolet 350/400 Gen 1
23° DISH**

ALLOY:
LOCK RINGS:
RING PACK:
RING REPLACEMENT #:

4032
PRJ100-3/Spiral
1.5 1.5 3.0mm
4000CS8
4125CS8

Item Number	Piston & Ring Kit	Oversizes	Bore	Stroke	Rod	C/D	Pin Dia.	Crown	Head Type	Gram Wgt. Piston/Pin	Top Land	Cyl. Hd. CC	Comp Ratio	Supersedes
IC10002	IC10002-___K1	STD .030 .040 .060 .080	4.000	3.480	5.700	1.550	0.927	18.5	Dish	511/132	.250	64	9.0	IC9979
IC10003	IC10003-___K1	STD .030 .040 .060 .080	4.000	3.480	6.000	1.250	0.927	18.5	Dish	454/132	.250	64	9.0	IC9980
IC10011	IC10011-___K1	STD .030 .040 .060 .080	4.000	3.750	5.700	1.425	0.927	18.0	Dish	493/132	.250	64	9.6	IC9926
IC10020	IC10020-___K1	STD .030 .040 .060 .080	4.000	3.750	6.000	1.125	0.927	18.0	Dish	433/132	.250	64	9.6	IC9965
IC10034	IC10034-___K1	STD .030 .040 .060 .080	4.125	3.750	5.700	1.425	0.927	23.0	Dish	544/132	.250	64	9.6	IC9969

GENERAL MOTORS



Notes: Centered pin
M42 skirt coating

**Chevrolet 350/400 Gen 1
23° DOME**

ALLOY:
LOCK RINGS:
RING PACK:
RING REPLACEMENT #:

4032
PRJ100-3/Spiral
1.5 1.5 3.0mm
4000CS8

Item Number	Piston & Ring Kit	Oversizes	Bore	Stroke	Rod	C/D	Pin Dia.	Crown	Head Type	Gram Wgt. Piston/Pin	Top Land	Cyl. Hd. CC	Comp Ratio	Supersedes
IC10014	IC10014-___K1	STD .030 .040 .060 .080	4.000	3.480	5.700	1.550	0.927	-6.1	Dome	579/132	.250	64	11.8	IC9933
IC10022	IC10022-___K1	STD .030 .040 .060 .080	4.000	3.480	6.000	1.250	0.927	-6.1	Dome	522/132	.250	64	11.8	IC9967
IC10015	IC10015-___K1	STD .030 .040 .060 .080	4.000	3.750	5.700	1.425	0.927	-1.0	Dome	546/132	.250	64	11.8	IC9935
IC10018	IC10018-___K1	STD .030 .040 .060 .080	4.000	3.750	6.000	1.125	0.927	-1.0	Dome	486/132	.250	64	11.8	IC9963

GENERAL MOTORS



Notes: 1 Valve Centered Pin
M42 Skirt Coating
CC Solid Dome - Closed Chamber
OC Solid Dome - Open Chamber

**Big Block 396 / 402 / 434 / 461
9.800" Deck Height**

ALLOY:
LOCK RINGS:
RING PACK:
RING REPLACEMENT #:

4032
PRJ100-3
1.5 1.5 3.0mm
4125CS8

Item Number	Piston & Ring Kit	Oversizes	Bore	Stroke	Pin Dia	Rod	C/D	Crown	Head Type	Gram Wgt. Piston/Pin	Top Land	Comp Ratio w/ 96.5cc	Comp Ratio w/ 119cc	Supersedes
IC10007	IC10007-___K1	STD .010 .020 .030 .040 .060	4.125	3.760	.990	6.135	1.765	-17.0	Dome	653/141	.340	10.5	8.5	IC9948
IC10009	IC10009-___K1	STD .010 .020 .030 .040 .060	4.125	3.760	.990	6.135	1.765	-41.0	Dome	720/141	.340	NA	10.6	IC9949
IC10035	IC10035-___K1	STD .010 .020 .030 .040 .060	4.125	4.000	.990	6.135	1.645	-17	Dome	639/141	.310	10.9	8.9	IC9981
IC10036	IC10036-___K1	STD .010 .020 .030 .040 .060	4.125	4.250	.990	6.385	1.270	-12	Dome	556/141	.310	11.0	9.1	IC9982

CHRYSLER | DODGE



Notes: 2 Valve Centered Pin
M42 Skirt Coating

Small Block 340, 360, 408

ALLOY: 4032
LOCK RINGS: PRH107-3
RING PACK: 1.5 1.5 3.0mm
REPLACEMENT RING #: 4000CS8

OE DECK HEIGHT: 9.599

Item Number	Piston & Ring Kit	Oversizes	Bore	Stroke	Rod	C/D	Pin Dia.	Crown	Head Type	Gram Wgt. Piston/Pin	Top Land	Cyl. Hd. CC	Comp Ratio	Supersedes
IC10028	IC10028-___K1	STD .030 .040 .060	4.000	3.580	6.123	1.675	0.984	7.0	Flat	569/118	.250	65	10.3	IC9976
IC10029	IC10029-___K1	STD .030 .040 .060 .080	4.000	4.000	6.123	1.450	0.984	23.0	Dish	510/118	.250	65	9.7	IC9977
IC10030	IC10030-___K1	STD .030 .040 .060 .080	4.000	4.000	6.123	1.450	0.984	13.0	Dish	535/118	.250	65	10.7	IC9978

FORD



Notes: 4 Valve .040" Offset Pin
M42 Skirt Coating

SB WINDSOR 289 302
8.206" deck height

ALLOY: 4032
.912 SPIRAL LOCK RINGS: PRL99-3
.927 SPIRAL LOCK RINGS: PRJ100-3
RING PACK: 1.5 1.5 3.0mm
RING REPLACEMENT #: 4000CS8

Item Number	Piston & Ring Kit	Oversizes	Bore	Stroke	Pin Dia	Rod	C/D	Crown	Head Type	Gram Wgt. Piston/Pin	Top Land	Comp Ratio w/ 54cc	64cc	Supersedes
IC10026	IC10026-___K1	STD .030 .040 .060	4.000	2.870	.912	5.155	1.608	19.0	Dish	533/131	.250	8.0	NA	IC9973
IC10025	IC10025-___K1	STD .030 .040 .060	4.000	2.870	.912	5.155	1.608	11.0	Flat	545/131	.250	8.8	NA	IC9972
IC10026	IC10026-___K1	STD .030 .040 .060	4.000	3.000	.912	5.090	1.608	19.0	Dish	533/131	.250	8.6	NA	IC9973
IC10025	IC10025-___K1	STD .030 .040 .060	4.000	3.000	.912	5.090	1.608	11.0	Flat	545/131	.250	9.4	NA	IC9972
IC10023	IC10023-___K1	STD .030 .040 .060	4.000	3.250	.927	5.400	1.170	11.0	Flat	459/132	.250	NA	9.0	IC9970
IC10024	IC10024-___K1	STD .030 .040 .060	4.000	3.400	.927	5.400	1.090	11.0	Flat	445/132	.250	NA	9.4	IC9971

FORD



Notes: 4 Valve .040" Offset Pin
M42 Skirt Coating

SB WINDSOR 351W
9.500" deck height

ALLOY: 4032
.912 SPIRAL LOCK RINGS: PRL99-3
.927 SPIRAL LOCK RINGS: PRJ100-3
RING PACK: 1.5 1.5 3.0mm
RING REPLACEMENT #: 4000CS8

Item Number	Piston & Ring Kit	Oversizes	Bore	Stroke	Pin Dia	Rod	C/D	Crown	Head Type	Gram Wgt. Piston/Pin	Top Land	Cyl Hd CC	Comp Ratio	Supersedes
IC10010	IC10010-___K1	STD .030 .040 .060	4.000	3.500	.912	5.956	1.774	11.0	Flat	570/131	.250	64	9.8	IC9925
IC10026	IC10026-___K1	STD .030 .040 .060	4.000	3.850	.912	5.956	1.608	19.0	Dish	533/131	.250	64	9.7	IC9973
IC10025	IC10025-___K1	STD .030 .040 .060	4.000	3.850	.912	5.956	1.608	11.0	Flat	545/131	.250	64	10.5	IC9972
IC10027	IC10027-___K1	STD .030 .040 .060	4.000	4.000	.927	6.200	1.280	24.0	Dish	459/132	.250	64	9.6	IC9974
IC10008	IC10008-___K1	STD .030 .040 .060	4.000	4.000	.927	6.200	1.280	11.0	Flat	484/132	.250	64	10.9	IC9923



PREMIUM FORGED


2618 and 4032 Alloy

Premium series "Off the Shelf" pistons loaded with superior features found in custom made pistons.

2618 Alloy material has less than 1% silicon content and is formulated and heat treated for the most demanding performance applications such as very high compression ratios, boosted application and nitrous. 2618 Alloy does have high thermal expansion which requires larger piston to wall clearance than 4032 alloy.

4032 Alloy material has 11% silicon content which controls the thermal expansion so a tighter piston to wall clearance may be used over the 2618 alloy. The additional silicon will also increase wearability on the skirts and pin bores making this an ideal material for street and some boosted applications.

BMW B48/B58 2.0L/3.0L



Notes: Anodized crown,
Top land, and 1st groove
L2L Skirt Coating

ALLOY: 2618
LOCK RINGS: SRW-026
RING PACK: 1.2, 1.2, 2.0mm

OE DECK HEIGHT: N/A

2.0L/3.0L

Piston Set	Piston & Ring Kit	Disp	Bore	Stroke	Rod	C/D	Pin Dia.	CC	Crown	Gram Wgt. Piston/Pin	Top Land	Cyl. Hd. CC	Comp Ratio	UEM Ring #
Sold as kit only	IC10090-STDK1	2.0	3.228	3.724	5.828	N/A	.866	9	Dish	326	.320	N/A	10.25:1	U08200NP
Sold as kit only	IC10089-STDK1	3.0	3.228	3.724	5.828	N/A	.866	9	Dish	326	.320	N/A	10.25:1	U08200NP

FORD I6 BARRA 243ci



Notes: Dual forced pin oiling
Hard anodized top ring groove
UltraThermCM crown coating
Line2Line skirt coating

ALLOY: 2618
LOCK RINGS: SRW-004
RING PACK: 1.2, 1.5, 3.0mm

OE DECK HEIGHT: 9.228"

243ci

Piston Set	Piston & Ring Kit	Disp	Bore	Stroke	Rod	C/D	Pin Dia.	CC	Crown	Gram Wgt. Piston/Pin	Top Land	Cyl. Hd. CC	Comp Ratio	UEM Ring #
Sold as kit only	IC447LCATK.25MM	243ci	3.632	3.910	6.058	1.215	.866	8.9	Dish	385	.320	N/A	9.0:1	3632KP25MM
Sold as kit only	IC447LCATK.5MM	243ci	3.362	3.910	6.058	1.215	.866	8.9	Dish	385	.320	N/A	9.0:1	3632KP5MM
Sold as kit only	IC447LCATK.STD	243ci	3.632	3.910	6.058	1.215	.866	8.9	Dish	385	.320	N/A	9.0:1	3632KPSTD

HONDA K24 2.3L



Notes: Hard anodized crown, top land & 1st groove
M42 skirt coating
Lateral gas ports

ALLOY: 2618
LOCK RINGS: SRW-004
RING PACK: 1.0, 1.2, 2.8mm

OE DECK HEIGHT: 231.5mm

2.3L

Piston Set	Piston & Ring Kit	Disp	Bore	Stroke	Rod	C/D	Pin Dia.	CC	Crown	Gram Wgt. Piston/Pin	Top Land	Cyl. Hd. CC	Comp Ratio	UEM Ring #
Sold as kit only	IC10079-0.5K1	2.3L	3.267	3.897	5.894	1.181	.866	9.2	Dish	318	.290	45	9.2:1	U08650LS
Sold as kit only	IC10079-1.0K1	2.3L	3.267	3.897	5.894	1.181	.866	9.2	Dish	318	.290	45	9.2:1	U08700LS
Sold as kit only	IC10079-STDK1	2.3L	3.267	3.897	5.894	1.181	.866	9.2	Dish	318	.290	45	9.2:1	U08600LS

MITSUBISHI G672-T 3.0L



Notes: Standard bore is 91.1mm
UEM oversizes are based off of 91.0mm bore
Anodized crown
L2L skirt coating
Gas ported

ALLOY: 2618
LOCK RINGS: R41
RING PACK: 1.2, 1.5, 3.0mm

OE DECK HEIGHT: N/A

3.0L

Piston Set	Piston & Ring Kit	Disp	Bore	Stroke	Rod	C/D	Pin Dia.	CC	Crown	Gram Wgt. Piston/Pin	Top Land	Cyl. Hd. CC	Comp Ratio	UEM Ring #
Sold as kit only	IC440LCATK.1.0MM	3.0L	3.586	2.952	5.551	1.255	.866	13.1	Dish	358	.260	44.4	8.5:1	U09200KS
Sold as kit only	IC440LCATK.1.5MM	3.0L	3.586	2.952	5.551	1.255	.866	13.1	Dish	358	.260	44.4	8.5:1	U09250KS
Sold as kit only	IC440LCATK.5MM	3.0L	3.586	2.952	5.551	1.255	.866	13.1	Dish	358	.260	44.4	8.5:1	U09150KS
Sold as kit only	IC440LCATK.75MM	3.0L	3.586	2.952	5.551	1.255	.866	13.1	Dish	358	.260	44.4	8.5:1	U09175KS
Sold as kit only	IC440LCATK.STD	3.0L	3.586	2.952	5.551	1.255	.866	13.1	Dish	358	.260	44.4	8.5:1	U09110KS
Sold as kit only	IC441LCATK.1.0MM	3.0L	3.586	2.952	5.551	1.255	.866	5.3	Dish	358	.260	44.4	9.5:1	U09200KS
Sold as kit only	IC441LCATK.1.5MM	3.0L	3.586	2.952	5.551	1.255	.866	5.3	Dish	358	.260	44.4	9.5:1	U09250KS
Sold as kit only	IC441LCATK.5MM	3.0L	3.586	2.952	5.551	1.255	.866	5.3	Dish	358	.260	44.4	9.5:1	U09150KS
Sold as kit only	IC441LCATK.75MM	3.0L	3.586	2.952	5.551	1.255	.866	5.3	Dish	358	.260	44.4	9.5:1	U09175KS
Sold as kit only	IC441LCATK.STD	3.0L	3.586	2.952	5.551	1.255	.866	5.3	Dish	358	.260	44.4	9.5:1	U09110KS

SUBARU FA20 2.0L



Notes: Direct injected turbo
Line2Line abrasable skirt coating
Anodized top ring groove
Dual forced pin oiling
.030" offset wrist pin

ALLOY: 2618
LOCK RINGS: SRW-004
RING PACK: 1.0, 1.2, 2.8mm

OE DECK HEIGHT: N/A

2.0L

Piston Set	Piston & Ring Kit	Disp	Bore	Stroke	Rod	C/D	Pin Dia.	CC	Crown	Gram Wgt. Piston/Pin	Top Land	Cyl. Hd. CC	Comp Ratio	UEM Ring #
Sold as kit only	IC577LCAK.1.0MM	2.0L	3.386	3.386	5.091	1.286	.866	13.2	Dish	323	.338	40	9.4:1	U08700LS
Sold as kit only	IC577LCAK.25MM	2.0L	3.386	3.386	5.091	1.286	.866	13.2	Dish	323	.338	40	9.4:1	U08625LS
Sold as kit only	IC577LCAK.5MM	2.0L	3.386	3.386	5.091	1.286	.866	13.2	Dish	323	.338	40	9.4:1	U08650LS
Sold as kit only	IC577LCAK.STD	2.0L	3.386	3.386	5.091	1.286	.866	13.2	Dish	323	.338	40	9.4:1	U08600LS
*Sold as kit only	IC577LCATK.1.0MM	2.0L	3.386	3.386	5.091	1.286	.866	13.2	Dish	323	.338	40	9.4:1	U08700LS
*Sold as kit only	IC577LCATK.25MM	2.0L	3.386	3.386	5.091	1.286	.866	13.2	Dish	323	.338	40	9.4:1	U08625LS
*Sold as kit only	IC577LCATK.5MM	2.0L	3.386	3.386	5.091	1.286	.866	13.2	Dish	323	.338	40	9.4:1	U08650LS
*Sold as kit only	IC577LCATK.STD	2.0L	3.386	3.386	5.091	1.286	.866	13.2	Dish	323	.338	40	9.4:1	U08600LS

*Includes Thermal Barrier Crown Coating





SUBARU EJ25 2.5L



Notes: Dual forced pin oiling
 .020" offset pin
 Line2Line skirt coating
 Anodized top ring groove and Thermal Barrier Crown Coating

ALLOY: 2618
LOCK RINGS: 805323040
RING PACK: 1.2, 1.2, 2.0mm
OE DECK HEIGHT: 7.913"

2.5L

Piston Set	Piston & Ring Kit	Disp	Bore	Stroke	Rod	C/D	Pin Dia.	CC	Crown	Gram Wgt. Piston/Pin	Top Land	Cyl. Hd. CC	Comp Ratio	UEM Ring #
Sold as kit only	IC587LCATK.25MM	2.5L	3.917	3.267	5.138	1.120	.906	22	Dish	388	.200	54	8.6:1	U09975NN
Sold as kit only	IC587LCATK.5MM	2.5L	3.917	3.267	5.138	1.120	.906	22	Dish	388	.200	54	8.6:1	U10000NN
Sold as kit only	IC587LCATK.STD	2.5L	3.917	3.267	5.138	1.120	.906	22	Dish	388	.200	54	8.6:1	U09950NN

TOYOTA 7MGTE 3.0L



Notes: For Turbo & Nitrous Applications
 Dual forced pin oiling
 Line2Line Skirt Coating
 Thermal Barrier & Hard anodized

ALLOY: 2618
LOCK RINGS: SRW-026
RING PACK: 1.0, 1.2, 2.8mm

OE DECK HEIGHT: 9.070"

For Toyota B58 pistons see BMW section.

3.0L

Piston Set	Piston & Ring Kit	Disp	Bore	Stroke	Rod	C/D	Pin Dia.	CC	Crown	Gram Wgt. Piston/Pin	Top Land	Cyl. Hd. CC	Comp Ratio	UEM Ring #
Sold as kit only	IC597LCATK.1.0MM	3.0L	3.268	3.583	5.988	1.299	.866	16	Dish	308	.300	40	9.0:1	U08400TP
Sold as kit only	IC597LCATK.25MM	3.0L	3.268	3.583	5.988	1.299	.866	16	Dish	308	.300	40	9.0:1	U08325TP
Sold as kit only	IC597LCATK.75MM	3.0L	3.268	3.583	5.988	1.299	.866	16	Dish	308	.300	40	9.0:1	U08375TP
Sold as kit only	IC597LCATK.STD	3.0L	3.268	3.583	5.988	1.299	.866	16	Dish	308	.300	40	9.0:1	U80300TP

VOLKSWAGEN Type I (H4)



Notes: All numbers supplied with type 3 hard anodized crown and top land along with M42 skirt coating.
 † - Piston, Ring and Cylinder kit.
 Barrel spacers or correct head gasket thickness to dial in correct deck clearance.

ALLOY: 4032
LOCK RINGS: SRW-004
RING PACK: 1.5, 1.5, 4.0mm
 *1.2, 1.2, 3.0mm

Variable Sizes

Piston Set	Piston & Ring Kit	Disp	Bore	Stroke	Rod	C/D	Pin Dia.	Crown	Gram Wgt. Piston/Pin	Top Land	Cyl. Hd. CC	Comp Ratio	UEM Ring #
Sold as kit only	IC10069-STDK1	1914-2110cc	94	69mm-76mm	Variable	1.559	.8666	Flat Top	380/113	0.300	56	Variable	3700DD4.STD
Sold as kit only	†IC10069-STDK2	1914-2110cc	94	69mm-76mm	Variable	1.559	.8666	Flat Top	380/113	0.300	56	Variable	3700DD4.STD
Sold as kit only	IC10070-STDK1	2180-2332cc	94	78.4-84mm	Variable	1.378	.8666	Flat Top	404/113	0.270	56	Variable	3700DD4.STD
Sold as kit only	†IC10070-STDK2	2180-2332cc	94	78.4-84mm	Variable	1.378	.8666	Flat Top	404/113	0.270	56	Variable	3700DD4.STD
Sold as kit only	IC10071-STDK1	2085-2234cc	94	69mm-76mm	Variable	1.559	.8666	Flat Top	422/113	0.300	56	Variable	3700DD4.STD
Sold as kit only	†IC10071-STDK2	2085-2234cc	94	69mm-76mm	Variable	1.559	.8666	Flat Top	422/113	0.300	56	Variable	3700DD4.STD
Sold as kit only	IC10072-STDK1	18735-2021cc	94	78.4-84mm	Variable	1.338	.8666	Flat Top	380/113	0.380	56	Variable	3700DD4.STD
Sold as kit only	†IC10072-STDK2	18735-2021cc	94	78.4-84mm	Variable	1.338	.8666	Flat Top	380/113	0.380	56	Variable	3700DD4.STD
Sold as kit only	IC10077-STDK1	2387cc	94	86mm	Variable	1.055	.8666	Flat Top	404/113	0.200	56	Variable	U09400ES *
Sold as kit only	†IC10077-STDK2	2387cc	94	86mm	Variable	1.055	.8666	Flat Top	404/113	0.200	56	Variable	U09400ES *
Sold as kit only	IC10144-STDK1	1600-1745	85.5	69mm-76mm	Variable	1.559	.8666	Flat Top	358/113	0.210	56	Variable	U08550DS





KB CAST HYEREUTECTIC PERFORMANCE PISTONS

Hypereutectic 390 Alloy with 16% Silicon

HIGH PERFORMANCE - MARINE - DRAG - CIRCLE TRACK - TOWING

AMC/Jeep Cast 390 hypereutectic alloy with fully machined crown and valve pockets.



Notes: 4.6L Jeep stroker from 4.0L block and rods and 258 crank

ALLOY: Cast 390 Hypereutectic
LOCK RINGS: LR906F
RING PACK: 5/64, 5/64, 3/16

AMC I6 4.6L

OE DECK HEIGHT: 9.450

Item Number	Piston & Ring Kit	Disp	Bore	Stroke	Rod	C/D	Pin Dia.	Crown	Head Type	Gram Wgt. Piston/Pin	Top Land	Cyl. Hd. CC	Comp Ratio	Replacement UEM Ring
KB438C.020	KB438CKTM.020	4.6	3.875	3.895	6.123	1.353	0.931	21	Dish	391/170	.250	60	8.8:1	3875AM6.020
KB438C.030	KB438CKTM.030	4.6	3.875	3.895	6.123	1.353	0.931	21	Dish	391/170	.250	60	8.8:1	3875AM6.030
KB438C.040	KB438CKTM.040	4.6	3.875	3.895	6.123	1.353	0.931	21	Dish	391/170	.250	60	8.8:1	3875AM6.040
KB438C.060	KB438CKTM.060	4.6	3.875	3.895	6.123	1.353	0.931	21	Dish	391/170	.250	60	8.8:1	3875AM6.060
KB438C.STD	KB438CKTM.STD	4.6	3.875	3.895	6.123	1.353	0.931	21	Dish	391/170	.250	60	8.8:1	3875AM6.STD

Ford Cast 390 hypereutectic alloy with fully machined crown and valve pockets.



Notes: 351M using stock .975" pin rods Centered Pin, M42 Coated Skirts 9.8:1 at .000" deck clearance

ALLOY: Cast 390 Hypereutectic
LOCK RINGS: PRH-107-3
RING PACK: 1.5, 1.5, 3.0mm

Ford 351M/400 V8

OE DECK HEIGHT: 10.297

Item Number	Piston & Ring Kit	Disp	Bore	Stroke	Rod	C/D	Pin Dia.	Crown	Head Type	Gram Wgt. Piston/Pin	Top Land	Cyl. Hd. CC	Comp Ratio	Replacement UEM Ring
KB443C.030	KB443CKTS.030	351	4.000	3.500	6.58	1.960	0.975	-2	Dome	N/A	0.350	76	9.8:1	4000CS8.030
KB443C.040	KB443CKTS.040	351	4.000	3.500	6.58	1.960	0.975	-2	Dome	N/A	0.350	76	9.8:1	4000CS8.040
KB443C.060	KB443CKTS.060	351	4.000	3.500	6.58	1.960	0.975	-2	Dome	N/A	0.350	76	9.8:1	4000CS8.060
KB443C.STD	KB443CKTS.STD	351	4.000	3.500	6.58	1.960	0.975	-2	Dome	N/A	0.350	76	9.8:1	4000CS8.STD
KB439C.030	KB439CKTS.030	400	4.000	4.000	6.58	1.700	0.975	10	Dish	N/A	0.350	76	9.8:1	4000CS8.030
KB439C.040	KB439CKTS.040	400	4.000	4.000	6.58	1.700	0.975	10	Dish	N/A	0.350	76	9.8:1	4000CS8.040
KB439C.060	KB439CKTS.060	400	4.000	4.000	6.58	1.700	0.975	10	Dish	N/A	0.350	76	9.8:1	4000CS8.060
KB439C.STD	KB439CKTS.STD	400	4.000	4.000	6.58	1.700	0.975	10	Dish	N/A	0.350	76	9.8:1	4000CS8.STD

Holden Cast 390 hypereutectic alloy with fully machined crown and valve pockets.



Notes: Zero deck clearance based off a 8.995" deck height, Requires 5.7" rods and 3.750" stroke crank.

ALLOY: Cast 390 Hypereutectic
LOCK RINGS: PRJ100-3
RING PACK: 5/64, 5/64, 3/16

Holden V8 383

OE DECK HEIGHT: 8.995

Item Number	Piston & Ring Kit	Disp	Bore	Stroke	Rod	C/D	Pin Dia.	Crown	Head Type	Gram Wgt. Piston/Pin	Top Land	Cyl. Hd. CC	Comp Ratio	Replacement UEM Ring
KB442C.020	KB442CKTM.020	383	4.000	3.750	5.700	1.420	0.927	12	Dish	N/A	0.268	61	10.63	4000AM8.020
KB442C.030	KB442CKTM.030	383	4.000	3.750	5.700	1.420	0.927	12	Dish	N/A	0.268	61	10.63	4000AM8.030
KB442C.040	KB442CKTM.040	383	4.000	3.750	5.700	1.420	0.927	12	Dish	N/A	0.268	61	10.63	4000AM8.040
KB442C.060	KB442CKTM.060	383	4.000	3.750	5.700	1.420	0.927	12	Dish	N/A	0.268	61	10.63	4000AM8.060
KB442C.STD	KB442CKTM.STD	383	4.000	3.750	5.700	1.420	0.927	12	Dish	N/A	0.268	61	10.63	4000AM8.STD

SILVOLITE PISTONS

Silvolite offers complete application specific rings with most of our pistons. Engineered and crafted precisely to our specifications, our rings provide maximum performance, perfect fit and compatibility for all OE, high performance and racing applications.

Next time you order - just say "Make It a Kit."



AMC

Piston Set	Piston & Ring Kit	Engine Type	Disp	Year Range	Engine Family	Bore	Sizes Available	UEM Ring Set #
3875AM6	3875AM6-____K1	L6	4.0	1996-2002	AMC I6	3.875	STD .020 .030 .040 .060	3875AM6
3875AM8	3875AM8-____K1	L6	4.0	1987-1995	AMC I6	3.875	STD .020 .030 .040 .060	3875AM6
2225C	2225C-____K1	V8	5.9	1970-1991	AMC V8	4.080	STD .020 .030 .040 .060	4080AM8

Buick

Piston Set	Piston & Ring Kit	Engine Type	Disp	Year Range	Engine Family	Bore	Sizes Available	UEM Ring Set #
1730H	1730H-____K1	V8	7.5	1970-1976	Buick V8	4.313	STD .030 .040 .060	4312AM8

Cadillac

Piston Set	Piston & Ring Kit	Engine Type	Disp	Year Range	Engine Family	Bore	Sizes Available	UEM Ring Set #
1814	1814-____K1	V8	7.7	1968-1974	Cadillac V8	4.300	.030 .040 .060	4300AM8
1815	1815-____K1	V8	8.2	1970-1973	Cadillac V8	4.300	.030 .040 .060	4300AM8
1817	1817-____K1	V8	8.2	1974-1976	Cadillac V8	4.300	.030 .040 .060	4300AM8

Chrysler/Dodge

Piston Set	Piston & Ring Kit	Engine Type	Disp	Year Range	Engine Family	Bore	Sizes Available	UEM Ring Set #
SL10093	SL10093-____K1	V6	3.6	2016-2023	Pentastar ERC, ERF, ERG	3.779	STD .25mm .5mm .75mm 1.0mm	22006
3262HCA	3262HCA-____K1	V6	3.6	2011-2019	Pentastar ERB	3.779	STD .25mm .5mm .75mm 1.0mm	22006
3245C	3245C-____K1	V6	3.8	2000-2003	Mopar V6	3.780	STD .5mm .75mm 1.0mm	22017
3246	3246-____K1	V6	3.9	1986-2002	Mopar V6	3.910	STD .020 .030 .040 .060	3910AM8
3546HCA	3546HCA-____K1	V8	4.7	2008-2013	PowerTech	3.660	STD .5mm .75mm	22007
3247	3247-____K1	V6	5.2	1985-2002	Mopar Small Block LA	3.910	STD .020 .030 .040 .060	3910AM8
1266C	1266C-____K1	V8	5.2	1967-1984	Mopar Small Block LA	3.910	STD .020 .030 .040 .060	3910AM8
1278	1278-____K1	V8	5.2	1963-1978	Mopar Small Block LA	3.910	STD .020 .030 .040 .060	3910AM8
1267	1267-____K1	V8	5.6	1968-1971	Mopar Small Block LA	4.040	STD .020 .030 .040 .060	4000AM8
1273	1273-____K1	V8	5.9	1971-1981	Mopar Small Block LA	4.000	STD .020 .030 .040 .060	4000AM8
1279HC	1279HC-____K1	V8	5.9	1971-1994	Mopar Small Block LA	4.000	STD .020 .030 .040 .060 .080	4000AM8
1271	1271-____K1	V8	6.3	1959-1971	Mopar Big Block B	4.250	STD .020 .030 .040 .060	4250AM8
Sold as Kit	SL10087-____K1	V8	6.4	2011-2023	Mopar Gen III Hemi Car	4.090	STD .1275mm .25mm	4000E58
Sold as Kit	SL10088-____K1	V8	6.4	2014-2023	Mopar Gen III Hemi truck	4.090	STD .1275mm .25mm	4000E58
1274	1274-____K1	V8	6.6	1972-1980	Mopar Big Block B	4.342	STD .020 .030 .040 .060	4342AM8
1263	1263-____K1	V8	7.2	1966-1971	Mopar Big Block RB	4.320	STD .020 .030 .040 .060	4320AM8
1276	1276-____K1	V8	7.2	1972-1980	Mopar Big Block RB	4.320	STD .020 .030 .040 .060	4320AM8

Ford



Piston Set	Piston & Ring Kit	Eng Tp	Disp	Year Range	Engine Family	Bore	Sizes Available	UEM Ring #
3344HCA	3344HCA-___K1	L4	2.5	2009-2019	Duratec	3.504	STD .25mm .5mm .75mm 1.0mm	22008
3340HCA	3340HCA-___K1	V6	3.5	2012-2019	Duratec	3.642	STD .10mm .25mm .5mm .75mm 1.0mm	3642UN6
SL10084	SL10084-___K1	V6	3.5	2017-2021	Ecoboost	3.641	STD .25mm .5mm	3642LP
SL10082	SL10082-___K1	V6	3.7	2012-2020	Duratec	3.760	STD .5mm .75mm	22005
1183	1183-___K1	V6	3.8	1982-1987	Ford V6	3.811	STD .5mm .75mm 1.0mm 1.5mm	3812SM6
1147	1147-___K1	L6	3.9	1969-1974	Ford Inline 6-Cylinder	4.000	STD .020 .030 .040 .060	4000AM6
3188	3188-___K1	L6	3.9	1966-1968	Ford Inline 6-Cylinder	4.000	STD .020 .030 .040 .060	4000AM6
1176	1176-___K1	V8	4.2	1980-1982	Ford Small Block Windsor	3.680	STD .020 .030 .040 .060	3688AM8
3152HC	3152HC-___K1	V6	4.2	1996-2002	Ford V6	3.812	STD .25mm .5mm .75mm 1.0mm	3812CD6
3335HC	3335HC-___K1	V8	4.6	2006-2010	Ford Modular V8	3.551	STD .5mm .75mm 1.0mm	3551CD8
3135HC	3135HC-___K1	V8	4.6	1990-1997	Ford Modular V8	3.552	STD .25mm .5mm .75mm 1.0mm	3551CD8
3174HC	3174HC-___K1	V8	4.6	1991-2000	Ford Modular V8	3.551	STD .5mm .75mm 1.0mm	3551CD8
3175HC	3175HC-___K1	V8	4.6	2001-2006	Ford Modular V8	3.551	STD .5mm .75mm 1.0mm	3551CD8
3179HC	3179HC-___K1	V8	4.6	1993-1997	Ford Modular V8	3.551	STD .5mm .75mm 1.0mm	3551CD8
3180HC	3180HC-___K1	V8	4.6	1997-2001	Ford Modular V8	3.551	STD .5mm .75mm 1.0mm	3551CD8
1157	1157-___K1	V8	4.7	1964-1968	Ford Small Block Windsor	4.000	STD .020 .030 .040 .060 .080	4000AM8
1177HC	1177HC-___K1	V8	4.7	1977-1986	Ford Small Block Windsor	4.000	STD .020 .030 .040 .060 .080	4000AM8
1170	1170-___K1	L6	4.9	1977-1986	Ford Inline 6-Cylinder	4.000	STD .020 .030 .040 .060	4000AM6
1186H	1186H-___K1	L6	4.9	1987-1996	Ford Inline 6-Cylinder	4.000	STD .020 .030 .040 .060 .080	4000AM6
3117H	3117H-___K1	L6	4.9	1969-1992	Ford Inline 6-Cylinder	4.000	STD .020 .030 .040 .060	4000AM6
3118H	3118H-___K1	L6	4.9	1969-1992	Ford Inline 6-Cylinder	4.000	STD .020 .030 .040 .060	4000AM6
3136	3136-___K1	L6	4.9	1969-1987	Ford Inline 6-Cylinder	4.000	STD .020 .030 .040 .060	4000AM6
3341HCA	3341HCA-___K1	V8	5.0	2011-2017	Mustang Coyote	3.630	STD .25mm .5mm .75mm	3630MS8
3343HCA	3343HCA-___K1	V8	5.0	2011-2017	F-150 Coyote	3.630	STD .25mm .5mm .75mm	3630MS8
3323HC	3323HC-___K1	V8	5.4	2006-2011	Ford Modular V8	3.551	STD .25mm .5mm .75mm 1.0mm	3351CD8
3160HC	3160HC-___K1	V8	5.4	1997-2004	Ford Modular V8	3.551	STD .25mm .5mm .75mm 1.0mm	3351CD8
3190HC	3190HC-___K1	V8	5.4	1997-2005	Ford Modular V8	3.551	STD .25mm .5mm .75mm 1.0mm	3351CD8
1144HC	1144HC-___K1	V8	5.8	1969-1971	Ford Small Block Windsor	4.000	STD .020 .030 .040 .060	4000AM8
1146HC	1146HC-___K1	V8	5.8	1970-1970	Ford Cleveland	4.000	STD .020 .030 .040 .060	4000AM8
1158	1158-___K1	V8	5.8	1969-1976	Ford Small Block Windsor	4.000	STD .020 .030 .040 .060	4000AM8
1159	1159-___K1	V8	5.8	1970-1974	Ford Small Block Cleveland	4.000	STD .020 .030 .040 .060	4000AM8
1167	1167-___K1	V8	5.8	1975-1981	Ford Modified	4.000	STD .020 .030 .040 .060	4000AM8
1171HC	1171HC-___K1	V8	5.8	1977-1993	Ford Small Block Windsor	4.000	STD .020 .030 .040 .060 .080	4000AM8
3330	3330-___K1	V8	5.7	1969-1976	Ford Windsor	4.000	STD .020 .030 .040 .060	4000AM8
3154H	3154H-___K1	V8	5.8	1994-1997	Ford Small Block Windsor	4.000	STD .020 .030 .040 .060	4000DS8
3166HC	3166HC-___K1	V8	5.8	1994-1997	Ford Small Block Windsor	4.000	STD .020 .030 .040 .060 .080	4000AM8
3192H	3192H-___K1	V8	5.9	1966-1976	Ford Big Block FE	4.050	STD .020 .030 .040 .060	4050GM8
1116	1116-___K1	V8	6.4	1961-1965	Ford Big Block FE	4.050	STD .030 .040 .060	4050GM8
1130	1130-___K1	V8	6.4	1966-1970	Ford Big Block FE	4.050	STD .020 .030 .040 .060	4050GM8
1131H	1131H-___K1	V8	6.4	1968-1976	Ford Big Block FE	4.050	STD .020 .030 .040 .060	4050GM8
1139	1139-___K1	V8	6.4	1968-1976	Ford Big Block FE	4.050	STD .020 .030 .040 .060	4050GM8
3193	3193-___K1	V8	6.4	1968-1976	Ford Big Block FE	4.050	STD .020 .030 .040 .060	4050GM8
3342HCA	3342HCA-___K1	V8	6.2	2010-2017	Ford Boss 6.2L V8	4.016	STD .25mm .5mm .75mm 1.0mm	4016HS8
1160	1160-___K1	V8	6.6	1971-1982	Ford Modified	4.000	STD .020 .030 .040 .060 .080	4000AM8
1138	1138-___K1	V8	7.0	1966-1970	Ford Big Block FE	4.130	STD .020 .030 .040 .060	4130AM8
1161	1161-___K1	V8	7.0	1968-1973	Ford Big Block 429-460	4.360	STD .020 .030 .040 .060	4360AM8
3170HC	3170HC-___K1	V8	7.0	1979-1992	Ford Big Block 429-460	4.360	STD .020 .030 .040 .060	4360AM8
1143HC	1143HC-___K1	V8	7.5	1968-1987	Ford Big Block 429-460	4.360	STD .020 .030 .040 .060	4360AM8
3109HC	3109HC-___K1	V8	7.5	1988-1993	Ford Big Block 429-460	4.360	STD .020 .030 .040 .060	4360AM8
3191HC	3191HC-___K1	V8	7.5	1968-2001	Ford Big Block 429-460	4.360	STD .020 .030 .040 .060	4360AM8

GM

Piston Set	Piston & Ring Kit	Eng Tp	Disp	Year Range	Engine Family	Bore	Sizes Available	UEM Ring #
3493HC	3493HC-___K1	L4	3.0	1933-2015	GM L4	4.000	STD .020 .030 .040 .060	4000AM4
1491H	1491H-___K1	L4	3.0	1982-1989	GM L4	4.000	STD .020 .030 .040 .060	4000AM4
3444	3444-___K1	V6	3.8	1980-1986	GM V6	3.736	STD .020 .030 .040 .060	3736AM8
3466	3466-___K1	V6	3.8	1980-1984	GM V6	3.736	STD .020 .030 .040 .060	3736AM8
3467H	3467H-___K1	V6	3.8	1980-1984	GM V6	3.736	STD .020 .030 .040 .060	3736AM8
3492C	3492C-___K1	V6	3.8	1987-1994	GM V6	3.736	STD .020 .030 .040 .060	3736AM8
3485	3485-___K1	V6	3.8	1963-1970	GM V6	3.875	STD .020 .030 .040 .060 .080	3875AM6
3454	3454-___K1	L6	4.1	1966-1990	GM Inline 6-Cylinder	3.875	STD .020 .030 .040 .060	3875AM6
1446C	1446C-___K1	L6	4.1	1965-1998	GM Inline 6-Cylinder	3.875	STD .020 .030 .040 .060	3875AM6
3445C	3445C-___K1	V6	4.3	1985-1995	GM V6	4.000	STD .020 .030 .040 .060 .080	4000AM6
3451HC	3451HC-___K1	V6	4.3	1996-2007	GM V6	4.000	STD .020 .030 .040 .060	22021
3455H	3455H-___K1	V6	4.3	1954-2018	GM V6	4.000	STD .020 .030 .040 .060	22021
3463HC	3463HC-___K1	V6	4.3	1985-1995	GM V6	4.000	STD .020 .030 .040 .060	4000AM6

Piston Set	Piston & Ring Kit	Eng Tp	Disp	Year Range	Engine Family	Bore	Sizes Available	UEM Ring #
3476HC	3476HC-___K1	V6	4.3	1990-1995	GM V6	4.000	STD .020 .030 .040 .060	4000AM6
3487C	3487C-___K1	V6	4.3	1954-2018	GM V6	4.000	STD .020 .030 .040 .060 .080	4000AM6
3488	3488-___K1	V6	4.3	1954-2018	GM V6	4.000	STD .020 .030 .040 .060	4000AM6
3490HC	3490HC-___K1	V6	4.3	1985-1995	GM V6	4.000	STD .020 .030 .040 .060	4000AM6
3491	3491-___K1	V6	4.3	1988-1996	GM V6	4.000	STD .020 .030 .040 .060	4000AM6
SL10073	SL10073-___K1	V6	4.3	2014-2021	4.3L V6 LV1/LV3	3.921	STD .25mm .5mm .75mm 1.0mm	3921UCS6
1412	1412-___K1	V8	4.6	1957-1970	Chevy Small Block Gen I	3.875	STD .020 .030 .040 .060	3875AM8
3526HCA	3526HCA-___K1	V8	4.8	2010-2014	Chevy Small Block Gen III/IV (LS-Based Engines)	3.780	STD .5mm .75mm 1.0mm	3780CS8
3482HC	3482HC-___K1	V8	4.8	1999-2003	Chevy Small Block Gen III/IV (LS-Based Engines)	3.780	STD .5mm .75mm 1.0mm	3780CS8
1449	1449-___K1	V8	5.0	1976-1986	Chevy Small Block Gen I	3.736	STD .020 .030 .040 .060	3736AM8
1482HC	1482HC-___K1	V8	5.0	1982-1986	Chevy Small Block Gen I	3.736	STD .020 .030 .040 .060	3736AM8
1493C	1493C-___K1	V8	5.0	1987-1995	Chevy Small Block Gen I	3.736	STD .020 .030 .040 .060	3736AM8
3452HC	3452HC-___K1	V8	5.0	1996-2002	Chevy Small Block Gen I	3.736	STD .020 .030 .040 .060	3736AM8
3513	3513-___K1	V8	5.0	1976-1995	Chevy Small Block Gen I	3.736	STD .020 .030 .040 .060	3736AM8
3514	3514-___K1	V8	5.0	1976-1995	Chevy Small Block Gen I	3.736	STD .020 .030 .040 .060	3736AM8
1438	1438-___K1	V8	5.0	1968-1973	Chevy Small Block Gen I	3.875	STD .020 .030 .040 .060	3875AM8
3472HC	3472HC-___K1	V8	5.3	1999-2003	Chevy Small Block Gen III/IV (LS-Based Engines)	3.780	STD .25mm .5mm .75mm 1.0mm	3780CS8
3519HC	3519HC-___K1	V8	5.3	2004-2007	Chevy Small Block Gen III/IV (LS-Based Engines)	3.780	STD .25mm .5mm .75mm 1.0mm	3780CS8
3520HC	3520HC-___K1	V8	5.3	1999-2009	Chevy Small Block Gen III/IV (LS-Based Engines)	3.780	STD .25mm .5mm .75mm 1.0mm	3780CS8
3541HCA	3541HCA-___K1	V8	5.3	2014-2021	Small Block Gen III/IV (LS-Based Engines)	3.780	STD .5mm .75mm	3780UM8
1423	1423-___K1	V8	5.4	1962-1969	Chevy Small Block Gen I	4.000	STD .020 .030 .040 .060 .080	4000AM8
3413	3413-___K1	V8	5.4	1962-1968	Chevy Small Block Gen I	4.000	STD .020 .030 .040 .060	4000AM8
3535HC	3535HC-___K1	V8	5.3	1999-2003	Chevy Small Block Gen I	3.780	STD .5mm .75mm 1.0mm	3780CS8
3498HC	3498HC-___K1	V8	5.7	1997-2004	Chevy Small Block Gen III/IV (LS-Based Engines)	3.898	STD .12mm .25mm .5mm .75mm 1.0mm	3898CS8
3499HC	3499HC-___K1	V8	5.7	2004-2006	Chevy Small Block Gen III/IV (LS-Based Engines)	3.898	STD .12mm .25mm .5mm .75mm 1.0mm	3898CS8
1436C	1436C-___K1	V8	5.7	1969-1970	Chevy Small Block Gen I	4.000	STD .010 .020 .030 .040 .060 .080	4000AM8
1441	1441-___K1	V8	5.7	1969-1983	Chevy Small Block Gen I	4.000	STD .020 .030 .040 .060	4000AM8
1442	1442-___K1	V8	5.7	1969-1978	Chevy Small Block Gen I	4.000	STD .020 .030 .040 .060	4000AM8
1470	1470-___K1	V8	5.7	1971-1995	Chevy Small Block Gen I	4.000	STD .020 .030 .040 .060 .080 .100	4000AM8
1472	1472-___K1	V8	5.7	1969-1990	Chevy Small Block Gen I	4.000	STD .020 .030 .040 .060 .080	4000AM8
1476H	1476H-___K1	V8	5.7	1969-1990	Chevy Small Block Gen I	4.000	STD .020 .030 .040 .060	4000AM8
1476HC	1476HC-___K1	V8	5.7	1969-1990	Chevy Small Block Gen I	4.000	STD .020 .030 .040 .060	4000AM8
1479H	1479H-___K1	V8	5.7	1969-1990	Chevy Small Block Gen I	4.000	STD .020 .030 .040 .060	4000AM8
1487	1487-___K1	V8	5.7	1986-1996	Chevy Small Block Gen I	4.000	STD .020 .030 .040 .060	4000AM8
1470C	1470C-___K1	V8	5.7	1971-1995	Small Block Gen I	4.000	STD .010 .020 .030 .040 .060 .080	4000AM8
3437HC	3437HC-___K1	V8	5.7	1969-1990	Chevy Small Block Gen I	4.000	STD .020 .030 .040 .060 .080 .100	4000AM8
3456HC	3456HC-___K1	V8	5.7	1958-2007	Chevy Small Block Gen I	4.000	STD .020 .030 .040 .060	4000AM8
3457H	3457H-___K1	V8	5.7	1958-2007	Chevy Small Block Gen I	4.000	STD .020 .030 .040 .060	22022
3470HC	3470HC-___K1	V8	5.7	1996-2001	Chevy Small Block Gen I	4.000	STD .020 .030 .040 .060	22022
3473HC	3473HC-___K1	V8	6.0	1999-2003	Chevy Small Block Gen III/IV (LS-Based Engines)	4.000	STD .5mm .75mm 1.0mm	22022
3516HC	3516HC-___K1	V8	6.0	2003-2008	Chevy Small Block Gen III/IV (LS-Based Engines)	4.000	STD .25mm .5mm .75mm 1.0mm	22022
3517HC	3517HC-___K1	V8	6.0	2002-2008	Chevy Small Block Gen III/IV (LS-Based Engines)	4.000	STD .10mm .25mm .5mm .75mm 1.0mm	22022
3518HC	3518HC-___K1	V8	6.0	2006-2008	Chevy Small Block Gen III/IV (LS-Based Engines)	4.000	STD .10mm .25mm .75mm 1.0mm 1.143mm	22022
3540HCA	3540HCA-___K1	V8	6.2	2014-2022	LT1 HO Direct Injection	4.065	STD .25mm .5mm .75mm	22003
3523HC	3523HC-___K1	V8	6.2	2008-2010	Chevy Small Block Gen III/IV (LS-Based Engines)	4.065	STD .127mm .254mm .5mm .75mm 1.0mm	4065HN8
3530HCA	3530HCA-___K1	V8	6.2	2008-2009	Chevy Small Block Gen III/IV (LS-Based Engines)	4.065	STD .10mm .25mm .5mm .75mm 1.0mm	4065HN8
1433	1433-___K1	V8	6.5	1965-1969	Chevy Big Block Mark IV	4.094	STD .020 .030 .040 .060	4094AM8
1445H	1445H-___K1	V8	6.5	1970-1970	Chevy Big Block Mark IV	4.125	STD .020 .030 .040 .060	4125AM8
1443HC	1443HC-___K1	V8	6.6	1970-1980	Chevy Small Block Gen I	4.125	STD .020 .030 .040 .060	4125AM8
1434	1434-___K1	V8	7.0	1966-1969	Chevy Big Block Mark IV	4.250	STD .020 .030 .040 .060	4250AM8
1448HC	1448HC-___K1	V8	7.4	1970-1983	Chevy Big Block Mark IV	4.250	STD .020 .030 .040 .060 .080 .100 .110	4250AM8
3403HC	3403HC-___K1	V8	7.4	1981-1990	Chevy Big Block Mark IV	4.250	STD .020 .030 .040 .060	4250AM8
3458HC	3458HC-___K1	V8	7.4	1970-2007	Chevy Big Block Mark IV	4.250	STD .020 .030 .040 .060	4250AM8
3474HC	3474HC-___K1	V8	7.4	1970-2000	Chevy Big Block Mark IV	4.250	STD .020 .030 .040 .060	4250AM8
3475HC	3475HC-___K1	V8	7.4	1970-2000	Chevy Big Block Mark IV	4.250	STD .020 .030 .040 .060	4250AM8

Holden

Piston Set	Piston & Ring Kit	Eng Tp	Disp	Year Range	Engine Family	Bore	Sizes Available	UEM Ring #
1754	1754-___K1	V6	3.8	N/A	Holden V6	3.800	STD .010 .020 .030 .040 .060	22009
1770	1770-___K1	V8	5.0	N/A	Holden V8	4.001	STD .020 .030 .040 .060	4000DS

Kia

Piston Set	Piston & Ring Kit	Eng Tp	Disp	Year Range	Engine Family	Bore	Sizes Available	UEM Ring #
9146HCA	9146HCA-___K1	L4	2.4	2006-2013	THETA-11	3.465	STD .5mm .75mm 1.0mm	22010
9147HCA	9147HCA-___K1	L4	2.4	2011-2015	THETA-II GDI	3.465	STD .25mm .5mm .75mm 1.0mm	22010
SL10094	SL10094-___K1	V6	3.3	2016-2018	G6DH	3.622	STD .5mm .75mm 1.0mm	22012

Mercruiser Ford



Piston Set	Piston & Ring Kit	Eng Tp	Disp	Year Range	Engine Family	Bore	Sizes Available	UEM Ring #
3164H	3164H-____K1	L4	3.7	N/A	Mercruiser Ford L4	4.360	STD .020 .030 .040 .060	4360AM4

Oldsmobile

Piston Set	Piston & Ring Kit	Eng Tp	Disp	Year Range	Engine Family	Bore	Sizes Available	UEM Ring #
1639	1639-____K1	V8	5.0	1985-1990	Oldsmobile V8	3.800	STD .020 .030 .040 .060	3800AM8
1630	1630-____K1	V8	7.5	1968-1976	Oldsmobile V8	4.125	STD .020 .030 .040 .060	4125AM8
1631	1631-____K1	V8	7.5	1968-1976	Oldsmobile V8	4.125	STD .020 .030 .040 .060	4125AM8

Pontiac

Piston Set	Piston & Ring Kit	Eng Tp	Disp	Year Range	Engine Family	Bore	Sizes Available	UEM Ring #
1528HC	1528HC-____K1	L4	2.5	1980-1983	Pontiac L4	4.000	STD .020 .030 .040 .060	4000AM4
1539	1539-____K1	L4	2.5	1977-1978	Pontiac L4	4.000	STD .020 .030 .040 .060	4000AM4
1540HC	1540HC-____K1	L4	2.5	1979-1986	Pontiac L4	4.000	STD .020 .030 .040 .060	4000AM4
1527	1527-____K1	V8	4.9	1977-1981	Pontiac V8	4.000	STD .020 .030 .040 .060	4000AM8
1520	1520-____K1	V8	5.7	1968-1977	Pontiac V8	3.875	STD .020 .030 .040 .060	3875AM8
1526	1526-____K1	V8	6.6	1967-1979	Pontiac V8	4.120	STD .020 .030 .040 .060	4120AM8

Subaru

Piston Set	Piston & Ring Kit	Eng Tp	Disp	Year Range	Engine Family	Bore	Sizes Available	UEM Ring #
9143HCA	9143HCA-____K1	H4	2.5	1999-2005	Subaru H4	3.917	STD .25mm .5mm .75mm 1.0mm	3917NSC4
9144HCA	9144HCA-____K1	H4	2.5	2006-2010	Subaru H4	3.917	STD .25mm .5mm .75mm 1.0mm	3917NSC4
9145HCA	9145HCA-____K1	H4	2.5	2006-2011	Subaru H4	3.917	STD .25mm .5mm .75mm 1.0mm	3917NSC4

Suzuki

Piston Set	Piston & Ring Kit	Eng Tp	Disp	Year Range	Engine Family	Bore	Sizes Available	UEM Ring #
3542	3542-____K1	L3	1.3	1989-2002	Suzuki 3cyl	2.913	STD .5mm .75mm 1.0mm	22011

Toyota

Piston Set	Piston & Ring Kit	Eng Tp	Disp	Year Range	Engine Family	Bore	Sizes Available	UEM Ring #
SL10081	SL10081-____K1	V6	3.5	2004-2018	2GR-FE	3.700	STD .5mm .75mm 1.0mm	22026
3547	3547HCA-____K1	V6	4.0	2010-2022	1GR-FE	3.700	STD .5mm .75mm 1.0mm	22000
3548	3548HCA-____K1	V6	4.0	2003-2015	1GR-FE	3.700	STD .5mm .75mm 1.0mm	22000
3549	3549HCA-____K1	V8	4.7	2004-2009	2UZ-FE	3.700	STD .25mm .5mm .75mm 1.0mm	3701EN8
3550	3550HCA-____K1	V8	5.7	2007-2013	3UR-FE	3.700	STD .25mm .5mm .75mm 1.0mm	3701NN8



DUALLOY DIESEL PISTONS

DIESEL PISTONS

Dualoy pistons are made specifically to stand up to the extreme heat and high demands of hardworking diesel engines and meet or exceed OEM quality and are proven for severe duty applications. Dualoy diesel pistons are cast and machined in-house to maintain the highest level of quality and consistency. Available for most popular diesel light and medium-



duty truck applications and engine codes, including the latest LML engines. All Dualoy pistons feature a high strength top ring carrier to improve strength of the top land, and resistance to the extreme heat. Oil cooling galleries are cast into the pistons, as required, depending on the specific application. We offer a selection of .005", .010", and .015" reduced compression height pistons for most applications. Also available as an add-on option is our own in-house thermal barrier crown coating.

GENERAL MOTORS

***NEW expanded Duramax line, all 3 generations including the LML.**

***NEW UEM exclusive - Duramax Rings PVD coated with Chrome Boron Nitrite (CrBN)**

THE BEST ring coating for long service life and HI OUTPUT applications.

*RCH = .010 Reduced Compression Height † = Availability to be announced KP = Kit supplied with premium PVD rings



Application	Years	Engine Family	VIN	Piston & Ring Kit	Available Oversizes	OE Part #	Mahle fitment reference #
	1992-2002	6.5L GM/Detroit Diesel L57/L65	Y,F	7229D-___K1	STD .5MM .75MM 1.0MM	12550059	
General Motors	2001-2005	6.6L Duramax LB7/LLY	1,2	7208DKT	STD .25MM .5MM .75MM 1.0MM	97303755-R, 97309756-L	224-3452(R), 224-3451(L)
Silverado,	2001-2005	6.6L Duramax LB7/LLY .010" RCH	1,2	7218DKT	STD .25MM .5MM .75MM 1.0MM		224-4086(R), 224-4085(L)
Sierra,	2001-2005	6.6L Duramax LB7/LLY, Non-Strutted	1,2	7239D-___K1	STD .25MM .5MM .75MM 1.0MM		
Express,	2001-2005	6.6L Duramax LB7/LLY, Non-Strutted, Reduced Comp.	1,2	7249D-___K1	STD .25MM .5MM .75MM 1.0MM		
Savana	2006-2010	6.6L Duramax LBZ/LMM/LLY	D, 2, 6	7210DKT	STD .5MM .75MM 1.0MM	97374384-R, 97374385-L	224-3708(R), 224-3709(L)
2500,	2006-2010	6.6L Duramax LBZ/LMM/LLY .010" RCH	D, 2, 6	7220DKT	STD .5MM 1.0MM		224-4087(R), 224-4088(L)
3500	2006-2010	6.6L Duramax LBZ/LMM/LLY, Non-Bushed	D, 2, 6	7240D-___K1	STD .25MM .5MM .75MM 1.0MM		
	2006-2010	6.6L Duramax LBZ/LMM/LLY, Non-Bushed, .010" RCH	D, 2, 6	7250D-___K1	STD .25MM .5MM .75MM 1.0MM		
	2010-2017	6.6L Duramax LML/LGH	8,L	7225DKT	STD .25MM .5MM .75MM 1.0MM	19256949-R, 19256948-L	224-3935
	2010-2017	6.6L Duramax LML/LGH .005" RCH	8,L	DU10173-___K1	STD .25MM .5MM .75MM 1.0MM	/ subs to 19301155	
	2010-2017	6.6L Duramax LML/LGH .010" RCH	8,L	7235DKT	STD .25MM .5MM .75MM 1.0MM		224-3985
	2010-2017	6.6L Duramax LML/LGH .015" RCH	8,L	DU10161-___K1	STD .25MM .5MM .75MM 1.0MM		
	2016-2024	2.8L Duramax LWN	1	DU10096-___K1	TBD	24585028	
	2017-2018	6.6L Duramax L5P	Y	7227DKT	STD .5MM 1.0MM	12686800	
	2017-2018	6.6L Duramax L5P Reduced Comp. Height	Y	7237DKT	STD .5MM 1.0MM		
	2019-2023	6.6L Duramax L5P Gen II	Y	DU10170-___K1	TBD	12693468	
	2019-2023	3.0L Duramax LM2	T	DU10154-___K1	TBD	55510938	
	2010-2017	6.6L Duramax LML/LGH Hammer - Solid Crown for custom bowl designing	8,L	7230D	STD .25MM .5MM .75MM 1.0MM		

DODGE RAM 2500/3500

*RCH = .010 Reduced Compression Height

† = Availability to be announced



Application	Years	Engine Family	VIN	Piston & Ring Kit	Available Oversizes	OE Part #	Mahle fitment reference Part #
	1984-1998	5.9L 12V 6BT Cummins	D	7199DKT	STD .5MM 1.0MM	3802493	224-3520
	1998-2002	5.9L 24V Non-HO ISB Cummins	6	7198DKT	STD .5MM 1.0MM	3946153	224-3355
	1998-2002	5.9L 24V HO ISB Cummins	7	7200DKT	STD .5MM 1.0MM	3800838 / 5018093AA	224-3354
Dodge/Ram	2003-2004	5.9L 24V ISB ETC/Non-HO Cummins	6	7196DKT	STD .5MM .75MM 1.0MM	3958675 / 5093117AB	224-3674
2500, 3500	2003-2004	5.9L 24V ISB HO Cummins	C	7197DKT	STD .5MM 1.0MM	3965497 / 5093119AA	224-3672
	2005-2009	5.9L 24V ISB ETH/HO Cummins	C	7195DKT	STD .5MM 1.0MM	3970192 / 5139059AA	224-3673
	2007-2018	6.7L 24V ISB Cummins ETJ, ETK	A,L	7201DKT	STD .5MM .75MM 1.0MM	4938619 / 68005277AA	224-3732
	2013-2018	6.7L 24V ISB ETK Cummins	L	7224DKT	STD .5MM 1.0MM	5336107 / 68210137AA	224-3963
	2013-2018	6.7L 24V ISB ETK Cummins .010" RCH	L	7234DKT	STD .5MM 1.0MM		
	2013-2018	6.7L 24V ISB ETK Cummins .015" RCH	L	DU10160-___K1	STD .5MM 1.0MM		
	2019-2024	6.7L 24V ETM/HO Cummins	L	DU10157-___K1	STD .5MM 1.0MM	68447756AA	
18	2019-2024	6.7L 24V ETL/ETN Cummins	L	7228D-___K1	STD .5MM 1.0MM	68447759AA	

FORD F250, F350, F450, F550



Application	Years	Engine Family	VIN	Piston & Ring Kit	Available Oversizes	OE Part #	Mahle fitment reference #
Ford F250, F350, F450, F550	1994-2003	7.3L Navistar T444E Power Stroke	F	7207DKT	STD .25MM .5MM .75MM 1.0MM	F81Z6102AA	224-3163
	1994-2003	7.3L Navistar T444E Power Stroke .010" RCH	F	7217DKT	STD .25MM .5MM .75MM 1.0MM		224-3409
	2003-2004	6.0L Navistar VT365 Power Stroke	P	7203DKT	STD .25MM .5MM .75MM 1.0MM	XC3Z6108AA	224-3454
	2004-2007	6.0L Navistar VT365 Power Stroke	P	7204DKT	STD .25MM .5MM .75MM 1.0MM	4C3Z6108AA/1843285C2	224-3503
	2004-2007	6.0L Navistar VT365 Power Stroke .010" RCH	P	7214DKT	STD .25MM .5MM .75MM 1.0MM		224-3902
	2008-2010	6.4L Navistar Power Stroke	R	7205DKT	STD .25MM .5MM .75MM 1.0MM	8C3Z6108F / 1878410C1	224-3666
	2008-2010	6.4L Navistar Power Stroke .010" RCH	R	7215DKT	STD .25MM .5MM .75MM 1.0MM		224-3891
	2011-2016	6.7L Power Stroke Scorpion 34mm Pin	T	7206DKT	STD .25MM .5MM .75MM 1.0MM	BC3Z6108A	224-3852
	2011-2016	6.7L Power Stroke Scorpion 34mm Pin .010" RCH	T	7216DKT	STD .25MM .5MM .75MM 1.0MM		224-4026
	2017-2020	6.7L Power Stroke Scorpion 35mm Pin	T	7223DKT	STD .25MM .5MM .75MM 1.0MM	HC3Z6108A	224-4051
	2017-2020	6.7L Power Stroke Scorpion 35mm Pin .010" RCH	T	7233DKT	STD .25MM .5MM .75MM 1.0MM		N/A

*RCH = .010 Reduced Compression Height

NAVISTAR INTERNATIONAL TERRASTAR / DURASTAR



Application	Years	Engine Family	VIN	Piston & Ring Kit	Available Oversizes	OE Part #	Mahle fitment reference #
Navistar International TerraStar, DuraStar	2008-2016	6.4L Navistar MaxxForce 7		7212DKT	STD .25MM .5MM .75MM 1.0MM	1886491C1	224-3851
	2008-2016	6.4L Navistar MaxxForce 7 Reduced Comp. Height		7222DKT	STD .25MM .5MM .75MM 1.0MM		

DODGE SPRINTER 2500/3500



Application	Years	Engine Family	VIN	Piston & Ring Kit	Available Oversizes	OE Part #	Mahle fitment reference #
Dodge Workmaster 2500/3500	2007-2009	3.0L V6 EXM	5	7226DKT	STD .5MM	6801-3987AA(R), 6801-3986AB(L)	224-3952

MERCEDES SPRINTER




Application	Years	Engine Family	VIN	Piston & Ring Kit	Available Oversizes	OE Part #	Mahle fitment reference #
Mercedes Sprinter	2010-2020	3.0L OM642.896/.898/.899		7226DKT	STD .5MM	642 030 38 17 (L), 642 030 40 17 *	224-3952



Dyno tests have shown improvements in torque and horsepower with reductions in NOX emissions. Many reporting gains in fuel mileage and less carbon build up on the pistons and chamber.

- Speed of Air Hyperformance Pistons™ with improved combustion efficiency using patented dimple algorithm.
- Thermal Barrier crown coating to keep combustion heat out of the piston and back into the head chamber for improved power.
- L2L Abradable Powder Coatings™ for superior skirt fit limiting unnecessary piston rock for a positive ring seal. Standard on Automotive and Motorcycle numbers. Available option for Diesel numbers.
- Total Seal® pioneered Gapless® technology for 2nd ring sets to control excess oil migrating into the combustion chamber and reducing blow-by. Diesel and Motorcycle numbers.
- Total Seal® GAS PORTED top ring sets supplied in automotive numbers.



HYPERFORMANCE PISTONS™

SOAPISTONS.COM

AUTOMOTIVE SOA

SOA Automotive piston and ring set kits feature Cerakote crown thermal barrier and Total Seal Gas Ported top ring set sets. TechLine crown thermal barrier coating, Anodized top ring set groove with optional Total Seal Gapless 2nd ring set sets.

SOA Kit #	Brand	Description
XA545	ICON Premium	GM LS 327 5.3L 3.780x3.622, 6.098 rod, Flat Top 3cc
XA528	ICON Elite	GM LS2, LS3, LSA, LS9 6.0L and 6.2L 4.000x3.622, 6.125 rod, Flat Top 4cc, Anodized Top Groove
XA529	ICON Elite	GM LS2, LS3, LSA, LS9 6.0L and 6.2L 4.000x4.000, 6.125 rod, Dish 15cc, Anodized Top Groove
XA532	ICON Elite	GM LS2, LS3, LSA, LS9 6.0L and 6.2L 4.000x4.000, 6.125 rod, Dish 20cc, Anodized Top Groove
XA531	ICON Elite	GM LS2, LS3, LSA, LS9 6.0L and 6.2L 4.000x4.000, 6.125 rod, Flat Top 4cc, Anodized Top Groove
XA552	ICON Premium	GM LS2, LS3, LSA, LS9 6.0L and 6.2L 4.000x4.000, 6.125 rod, Flat Top 4cc
XA9987	ICON FHR	GM LS327 5.3L 3.780x4.000, 6.125 rod, Flat Top 2.9cc

MOTORCYCLE SOA

SOA Harley Davidson Motorcycle piston and ring set kits feature Line2Line abrasadable skirt coating, TechLine crown thermal barrier coating, Anodized top ring set groove with optional Total Seal Gapless 2nd ring set sets.

SOA Kit #	Brand	Description
XA906	KB Motorcycle	Twin Cam 95" 3.875 bore x 4.000 stroke, Dome -11.4cc
XA909	KB Motorcycle	Twin Cam 103" 3.875 bore x 4.375 stroke, Anodized top ring set groove, Dome -5.4cc
XA661	KB Motorcycle	Twin Cam 110" to 113" 4.000 bore x 4.375 stroke, Anodized top ring set groove, Dome -5cc
XA918	KB Motorcycle	Twin Cam 117" 4.125 bore x 4.375 stroke, Dish 7.2cc
XA542	KB Motorcycle	Milwaukee 8 120" 4.125 bore x 4.500 stroke, Anodized top ring set groove, Flat Top 1.2cc
XA595	KB Motorcycle	Milwaukee 8 124" 4.250 bore x 4.375 stroke, Anodized top ring set groove, Dome -6.5cc
XA596	KB Motorcycle	Milwaukee 8 128" 4.250 bore x 4.500 stroke, Anodized top ring set groove, Dome -2.5

EURO DIESEL SOA

SOA Euro Diesel piston and ring set kits feature Cerakote crown thermal barrier and Total Seal Gapless 2nd ring set.

SOA Kit #	Brand	Description
XA10140	Dualoy	BMW M57T2D30 3.0L (I6) 2009-13 Kit with Gapless ring set Set
XA10141	Dualoy	BMW N57D30T 3.0L (I6) 2014-18 Kit with Gapless ring set Set
XA10142	Dualoy	BMW N47D20 2.0L (I4) 2014-18 Kit with Gapless ring set Set
XA10143	Dualoy	VW EA189 TDI 2.0L (I4) 2009-14 Kit with Gapless ring set Set

DIESEL TRUCK SOA

SOA diesel piston and ring set kits feature Cerakote crown thermal barrier coating, premium ring set sets or with optional Total Seal Gapless 2nd ring set sets.

SOA Kit #	Brand	Description
XA10095	Dualoy	Ram 1500/Jeep Grand Cherokee 3.0L Diesel 2014-19 with ring set
XA10097	Dualoy	Cummins 4BT 3.9L I4 1994-98 Kit with ring set
XA7197	Dualoy	Cummins 5.9L L6 HO 2003-2004 Kit with ring set
XA7199	Dualoy	Cummins 6BT 5.9L L6 12V 1984-1998 Kit with ring set
XA7200	Dualoy	Cummins ISB 5.9L L6 24V HO 1998-2002 Kit with ring set
XA7198	Dualoy	Cummins ISB 5.9L L6 24V Non-HO 1998-2002 Kit with ring set
XA7196	Dualoy	Cummins ISB 5.9L L6 ETC/Non-HO 2003-2004 Kit with ring set
XA7195	Dualoy	Cummins ISB 5.9L L6 ETH/HO 2005-2009 Kit with ring set
XA7228	Dualoy	Cummins ISB 6.7L (L6) 2019-2023 Kit with ring set
XA7234	Dualoy	Cummins ISB 6.7L (L6) .010" reduced Comp. hgt. XA7224 Kit with ring set
XA7202	Dualoy	Cummins ISB 6.7L L6 ETJ 2009-2013 Kit with ring set
XA7201	Dualoy	Cummins ISB 6.7L L6 ETJ/ETK 2007-2018 Kit with ring set
XA7224	Dualoy	Cummins ISB 6.7L L6 ETK 2013-2018 Kit with ring set
XA7214	Dualoy	Ford Power Stroke 6.0L V8 2004-2007 .010" reduced comp hgt XA7204 Kit with ring set
XA7203	Dualoy	Ford Power Stroke 6.0L V8 VT365 2003-2004 Kit with ring set
XA7204	Dualoy	Ford Power Stroke 6.0L V8 VT365 2004-2007 Kit with ring set
XA7205	Dualoy	Ford Power Stroke 6.4L V8 2007-2010 Kit with ring set
XA7215	Dualoy	Ford Power Stroke 6.4L V8 .010" reduced comp. hgt. XA7205 Kit with ring set
XA7222	Dualoy	Ford Power Stroke 6.4L V8 .010" reduced comp hgt XA7212 Kit with ring set
XA7206	Dualoy	Ford Power Stroke 6.7L V8 2011-2016 34mm Pin Kit with ring set
XA7233	Dualoy	Ford Power Stroke 6.7L V8 2017-2019 .010" reduced comp hgt XA7223 Kit with ring set
XA7216	Dualoy	Ford Power Stroke 6.7L V8 .010" reduced comp hgt XA7206 Kit with ring set
XA7223	Dualoy	Ford Power Stroke 6.7L V8 w/35mm Pin 2017-2019 Kit with ring set
XA7207	Dualoy	Ford Power Stroke 7.3L V8 1994-2003 Kit with ring set
XA7217	Dualoy	Ford Power Stroke 7.3L V8 .010" reduced comp hgt XA7207 Kit with ring set
XA7237	Dualoy	GM 403ci/6.6L (V8) 2017-2018 .010 reduced Comp Hgt XA7227 Kit with ring set
XA7227	Dualoy	GM 403ci/6.6L (V8) 2017-2018 Kit with ring set
XA7208	Dualoy	GM Duramax 6.6L V8 LB7/LLY 2001-2005 Kit with PVD ring set
XA7218	Dualoy	GM Duramax 6.6L V8 LB7/LLY .010"reduced comp hgt XA7208 Kit with PVD ring set
XA7210	Dualoy	GM Duramax 6.6L V8 LBZ/LMM/LLY Bushed 2006-2010 Kit with PVD ring set
XA7220	Dualoy	GM Duramax 6.6L V8 LBZ/LMM/LLY Bushed .010 reduced comp hgt XA7210 Kit with PVD ring set
XA7235	Dualoy	GM Duramax 6.6L V8 LML/LGH 2012-2016 .010" reduced comp hgt XA7225 Kit with PVD ring set
XA7225	Dualoy	GM Duramax 6.6L V8 LML/LGH 2012-2016 Kit with PVD ring set
XA7229	Dualoy	GM/Detroit Diesel 6.5L (V8) 1992-02 Kit with ring set
XA7226	Dualoy	Mercedes/Sprinter 3.0L (V6) OM642 2007-Current Kit with ring set
XA7212	Dualoy	Navistar Maxx Force 7 6.4L V8 2008-2010 Kit with ring set



Don't see your application?

Contact Speed Of Air.

soapistons.com

All UEM brands are available on a special order with Speed of Air dimpling technology and coatings.



See soapistons.com for available oversizes and piston details









O.E.M. REPLACEMENT, RACE AND STREET PERFORMANCE RINGS

Profile code legend:

Rings are sorted by Bore Size and then by Axial Width

Profile code legend:

TOP RING	2ND RING	OIL RING
		
BF	RBT	3PC
		
15FK / 6 FK	NAP	2PC

STD Bore	Cyl Qty	Ring Set	Oversize Suffix Available / Notes	Groove	Axial Width	Profile Code	Material	Face Coating
73.00mm 2.8740"	1	25024.STD	.010 / .020 / .030 / .040	Top	1.20mm	BF	Steel	Chrome
				2nd	1.20mm	RBT	Cast Iron	Phosphate
				Oil	1.20mm	3PC	Steel	Chrome
74.0mm 2.9134"	4	22011.STD	.5 / .75 / 1.0	Top	1.20mm	BF	Steel	Chrome
				2nd	1.50mm	RBT	Cast Iron	Phosphate
				Oil	2.80mm	3PC	Steel	Chrome
75.00mm 2.9528"	4	2952MS4.STD	.5 / .75 / 1.0	Top	1.20mm	BF	Steel	Nitride
				2nd	1.50mm	NAP	Cast Iron	Phosphate
				Oil	2.80mm	3PC	Steel	Nitride
76.20mm 3.0000"	1	25011.STD	.010 / .020 / .030 / .040	Top	1.50mm	BF	Ductile Iron	Plasma Moly
				2nd	1.50mm	RBT	Cast Iron	Phosphate
				Oil	2.80mm	3PC	Steel	Chrome
80.97mm 3.1875"	1	25013.STD	.010 / .020 / .030 / .040 / .050	Top	1/16"	BF	Cast Iron	Plasma Moly
				2nd	1/16"	RBT	Cast Iron	Phosphate
				Oil	3/16"	3PC	Steel	Chrome
81.50mm 3.2087"	1	U08150LS		Top	1.00mm	BF	Steel	Nitride
				2nd	1.20mm	NAP	Cast Iron	Phosphate
				Oil	2.80mm	3PC	Steel	Nitride
82.00mm 3.2283"	1	U08200LS		Top	1.00mm	BF	Steel	Nitride
				2nd	1.20mm	NAP	Cast Iron	Phosphate
				Oil	2.80mm	3PC	Steel	Nitride
82.00mm 3.2283"	1	U08200NP		Top	1.20mm	BF	Steel	Nitride + PVD
				2nd	1.20mm	NAP	Steel	Phosphate
				Oil	2.00mm	3PC	Steel	Nitride
82.50mm 3.2480"	1	U08250NP		Top	1.20mm	BF	Steel	PVD
				2nd	1.20mm	NAP	Ductile Iron	Phosphate
				Oil	2.00mm	3PC	Steel	Chrome
83.00mm 3.2677"	6	3268LP.STD	.5	Top	1.20mm	BF	Steel	PVD
				2nd	1.20mm	NAP	Ductile Iron	Phosphate
				Oil	2.50mm	3PC	Steel	Chrome
84.12mm 3.3125"	8	3312BD8.STD	.030 / .063	Top	1/16"	BF	Ductile Iron	Plasma Moly
				2nd	1/16"	RBT	Cast Iron	Phosphate
				Oil	3/16"	3PC	Steel	Chrome

STD Bore	Cyl Qty	Ring Set	Oversize Suffix Available / Notes	Groove	Axial Width	Profile Code	Material	Face Coating
85.50mm 3.3661"	1	U08850DS		Top 2nd Oil	1.50mm 1.50mm 4.00mm	BF NAP 3PC	Steel Ductile Iron Steel	Plasma Moly Phosphate Chrome
86.00mm 3.3858"	1	U08600LS	.5 / .75 / 1.0	Top 2nd Oil	1.00mm 1.20mm 2.80mm	BF NAP 3PC	Steel Cast Iron Steel	Nitride Phosphate Nitride
86.00mm 3.3858"	4	22024.STD	0.25 / 0.5 / 0.75 / 1.0	Top 2nd Oil	1.20mm 1.20mm 2.00mm	BF RBT 3PC	Steel Cast Iron Steel	Chrome Phosphate Chrome
86.00mm 3.3858"	6	3386TS6.STD		Top 2nd Oil	1.20mm 1.20mm 2.80mm	BF RBT 3PC	Steel Cast Iron Steel	Chrome Phosphate Chrome
86.25mm 3.3957"	1	U08625LS		Top 2nd Oil	1.00mm 1.20mm 2.80mm	BF NAP 3PC	Steel Cast Iron Steel	Nitride Phosphate Nitride
86.50mm 3.4055"	1	U08650LS		Top 2nd Oil	1.00mm 1.20mm 2.80mm	BF NAP 3PC	Steel Cast Iron Steel	Nitride Phosphate Nitride
87.00mm 3.4252"	1	U08700LS		Top 2nd Oil	1.00mm 1.20mm 2.80mm	BF NAP 3PC	Steel Cast Iron Steel	Nitride Phosphate Nitride
87.31mm 3.4375"	1	25012.STD	.005 / .010 / .020 / .030 / .040 / .050 / .060 / .070 / .080	Top 2nd Oil	1/16" 1/16" 3/16"	BF RBT 3PC	Cast Iron Cast Iron Steel	Plasma Moly Phosphate Chrome
87.50mm 3.4449"	4	22025.STD	.25 / .5 / .75 / 1.0	Top 2nd Oil	1.20mm 1.20mm 2.50mm	BF RBT 3PC	Steel Cast Iron Steel	Chrome Phosphate Chrome
87.50mm 3.4449"	4	3445ES4.STD	.5 / .75 / 1.0	Top 2nd Oil	1.20mm 1.20mm 3.00mm	BF RBT 3PC	Steel Cast Iron Steel	Chrome Phosphate Chrome
87.50mm 3.4449"	4	3445DD4.STD	.020 / .030 / .040 / .060	Top 2nd Oil	1.50mm 1.50mm 4.00mm	BF RBT 3PC	Cast Iron Cast Iron Steel	Plasma Moly Phosphate Chrome
87.50mm 3.4449"	4	3445LS4.STD	.75 / 1.0	Top 2nd Oil	1.20mm 1.50mm 2.50mm	BF NAP 3PC	Steel Cast Iron Steel	Nitride Phosphate Chrome
88.00mm 3.4646"	4	22010.STD	.25 / .5 / .75 / 1.0	Top 2nd Oil	1.20mm 1.20mm 2.00mm	BF NAP 3PC	Steel Cast Iron Steel	Chrome Phosphate Chrome
88.00mm 3.4646"	4	22001.STD	.25 / .5 / .75 / 1.0	Top 2nd Oil	1.20mm 1.50mm 2.00mm	BF RBT 3PC	Steel Cast Iron Steel	Chrome Phosphate Chrome
88.44mm 3.4975"	1	25009.STD	.005 / .010 / .020 / .030 / .040	Top 2nd Oil	1/16" 1/16" 3/16"	BF RBT 3PC	Cast Iron Cast Iron Steel	Plasma Moly Phosphate Chrome
88.44mm 3.4975"	1	25045.STD	.010 *Gapless 2nd Ring*	Top 2nd Oil	1/16" 1/16" 3/16"	BF RBT 3PC	Cast Iron Cast Iron Steel	Plasma Moly Phosphate Chrome
88.44mm 3.4975"	1	25010.STD	.005 / .010 / .020 / .030 / .040	Top 2nd Oil	1/16" 1/16" 5/32"	BF RBT 3PC	Cast Iron Cast Iron Steel	Plasma Moly Phosphate Chrome
89.00mm 3.5039"	1	U08900LS		Top 2nd Oil	1.00mm 1.20mm 2.80mm	BF NAP 3PC	Steel Cast Iron Steel	Nitride Phosphate Nitride

STD Bore	Cyl Qty	Ring Set	Oversize Suffix Available / Notes	Groove	Axial Width	Profile Code	Material	Face Coating
89.00mm 3.5039"	4	22008.STD	.25 / .5 / .75 / 1.0	Top	1.20mm	BF	Steel	Chrome
				2nd	1.20mm	RBT	Cast Iron	Phosphate
				Oil	2.50mm	3PC	Steel	Chrome
89.00mm 3.5039"	6	22023.STD	.25 / .5 / .75 / 1.0 / 1.5	Top	1.20mm	BF	Steel	Chrome
				2nd	1.50mm	NAP	Cast Iron	Phosphate
				Oil	3.00mm	3PC	Steel	Chrome
90.00mm 3.5433"	1	U09000LS	.005 / .010 / .020 / .030 / .040	Top	1.00mm	BF	Steel	Nitride
				2nd	1.20mm	RBT	Cast Iron	Phosphate
				Oil	2.80mm	3PC	Steel	Nitride
90.20mm 3.5512"	8	3551CD8.STD	.020 / .030 / .040 / .060 / .080	Top	1.50mm	BF	Steel	Plasma Moly
				2nd	1.50mm	RBT	Cast Iron	Phosphate
				Oil	3.00mm	3PC	Steel	Chrome
90.50mm 3.5625"	6	22019.STD	.020 / .030 / .040 / .060 / .080	Top	3/32"	BF	Cast Iron	Phosphate
				2nd	3/32"	RBT	Cast Iron	Phosphate
				Oil	3/16"	3PC	Steel	Chrome
91.10mm 3.5866"	1	U09110KS		Top	1.20mm	BF	Steel	PVD
				2nd	1.50mm	NAP	Ductile Iron	Phosphate
				Oil	3.00mm	3PC	Steel	Chrome
91.50mm 3.6024"	1	U09150KS		Top	1.20mm	BF	Steel	PVD
				2nd	1.50mm	NAP	Ductile Iron	Phosphate
				Oil	3.00mm	3PC	Steel	Chrome
92.00mm 3.6220"	1	U09200LS		Top	1.00mm	BF	Steel	Nitride
				2nd	1.20mm	NAP	Cast Iron	Phosphate
				Oil	2.80mm	3PC	Steel	Nitride
92.00mm 3.6220"	6	22012.STD	.25 / .5 / .75 / 1.0	Top	1.20mm	BF	Steel	Chrome
				2nd	1.20mm	RBT	Cast Iron	Phosphate
				Oil	2.00mm	3PC	Steel	Chrome
92.00mm 3.6220"	4	3622DS4.STD	.010 / .020 / .030 / .040	Top	1.50mm	BF	Steel	Plasma Moly
				2nd	1.50mm	RBT	Cast Iron	Phosphate
				Oil	4.00mm	3PC	Steel	Chrome
92.00mm 3.6220"	4	3622MS4.STD	.25 / .5	Top	1.20mm	BF	Steel	Chrome
				2nd	1.20mm	NAP	Cast Iron	Phosphate
				Oil	2.50mm	3PC	Steel	Chrome
92.08mm 3.6250"	1	25008.STD	.005 / .010 / .020 / .030 / .040	Top	1/16"	BF	Cast Iron	Plasma Moly
				2nd	1/16"	RBT	Cast Iron	Phosphate
				Oil	3/16"	3PC	Steel	Chrome
92.08mm 3.6250"	1	25018.STD	.005 / .010 / .020 / .030	Top	1/16"	BF	Cast Iron	Plasma Moly
				2nd	1/16"	RBT	Cast Iron	Phosphate
				Oil	5/32"	3PC	Steel	Chrome
92.20mm 3.6300"	8	3630MS8.STD	.25 / .5 / .75	Top	1.20mm	BF	Steel	Plasma Moly
				2nd	1.20mm	NAP	Cast Iron	Phosphate
				Oil	2.50mm	3PC	Steel	Chrome
92.25mm 3.6319"	6	3632KP6.STD	.25 / .5	Top	1.20mm	BF	Steel	PVD
				2nd	1.50mm	RBT	Cast Iron	Phosphate
				Oil	3.00mm	3PC	Steel	Chrome
92.50mm 3.6417"	1	U09250LS		Top	1.00mm	BF	Steel	Nitride
				2nd	1.20mm	NAP	Cast Iron	Phosphate
				Oil	2.80mm	3PC	Steel	Nitride
92.50mm 3.6417"	6	3642LP.STD	.25 / .5 / .75 / 1.0	Top	1.20mm	BF	Steel	PVD
				2nd	1.20mm	NAP	Ductile Iron	Phosphate
				Oil	2.50mm	3PC	Steel	Chrome
92.50mm 3.6417"	6	3642UN6.STD	.25 / .5 / .75 / 1.0	Top	1.20mm	BF	Steel	Nitride
				2nd	1.50mm	NAP	Cast Iron	Phosphate
				Oil	2.50mm	3PC	Steel	Nitride

STD Bore	Cyl Qty	Ring Set	Oversize Suffix Available / Notes	Groove	Axial Width	Profile Code	Material	Face Coating
93.00mm 3.6614"	8	22007.STD	.25 / .5 / .75 / 1.0	Top	1.20mm	BF	Steel	Chrome
				2nd	1.50mm	RBT	Cast Iron	Phosphate
				Oil	2.50mm	3PC	Steel	Chrome
93.47mm 3.6800"	6	3680AM6.STD	.020 / .030 / .040 / .060	Top	5/64"	BF	Cast Iron	Plasma Moly
				2nd	5/64"	RBT	Cast Iron	Phosphate
				Oil	3/16"	3PC	Steel	Chrome
93.47mm 3.6800"	8	3688AM8.STD	.020 / .030 / .040 / .060	Top	5/64"	BF	Cast Iron	Plasma Moly
				2nd	5/64"	RBT	Cast Iron	Phosphate
				Oil	3/16"	3PC	Steel	Chrome
94.00mm 3.7008"	1	U09400ES		Top	1.20mm	BF	Steel	Plasma Moly
				2nd	1.20mm	NAP	Steel	Phosphate
				Oil	3.00mm	3PC	Steel	Chrome
94.00mm 3.7008"	4	3700DD4.STD		Top	1.50mm	BF	Ductile Iron	Plasma Moly
				2nd	1.50mm	RBT	Cast Iron	Phosphate
				Oil	4.00mm	3PC	Steel	Chrome
94.00mm 3.7008"	6	22000.STD	.25 / .5 / .75 / 1.0	Top	1.20mm	BF	Steel	Chrome
				2nd	1.20mm	RBT	Cast Iron	Phosphate
				Oil	2.00mm	3PC	Steel	Chrome
94.00mm 3.7008"	6	22026.STD	.5 / .75 / 1.0	Top	1.20mm	BF	Steel	Chrome
				2nd	1.20mm	RBT	Cast Iron	Phosphate
				Oil	2.00mm	3PC	Steel	Chrome
94.00mm 3.7008"	8	3701NN8.STD	.25 / .5 / .75 / 1.0	Top	1.20mm	BF	Steel	Chrome
				2nd	1.20mm	RBT	Cast Iron	Phosphate
				Oil	2.00mm	3PC	Steel	Chrome
94.00mm 3.7008"	6	22002.STD	.25 / .5 / .75 / 1.0	Top	1.20mm	BF	Steel	Chrome
				2nd	1.50mm	RBT	Cast Iron	Phosphate
				Oil	2.50mm	3PC	Steel	Chrome
94.00mm 3.7008"	8	3701EN8.STD	.25 / .5 / .75 / 1.0	Top	1.20mm	BF	Steel	Chrome
				2nd	1.20mm	RBT	Cast Iron	Phosphate
				Oil	3.00mm	3PC	Steel	Chrome
94.90mm 3.7360"	8	3736BD8.STD	.020 / .030 / .040	Top	1/16"	BF	Ductile Iron	Plasma Moly
				2nd	1/16"	RBT	Cast Iron	Phosphate
				Oil	3/16"	3PC	Steel	Chrome
94.90mm 3.7360"	8	3736AM8.STD	.020 / .030 / .040 / .060	Top	5/64"	BF	Steel	Plasma Moly
				2nd	5/64"	RBT	Cast Iron	Phosphate
				Oil	3/16"	3PC	Steel	Chrome
95.00mm 3.7400"	8	3736ES8.004	.014 / .024 / .034 / .044 / .054 / .064	Top	1.20mm	BF	Steel	Plasma Moly
				2nd	1.20mm	NAP	Ductile Iron	Phosphate
				Oil	3.00mm	3PC	Steel	Chrome
95.25mm 3.7500"	1	25003.STD	.005 / .010 / .020 / .030	Top	1.50mm	BF	Ductile Iron	Plasma Moly
				2nd	1.50mm	RBT	Cast Iron	Phosphate
				Oil	3.00mm	3PC	Steel	Chrome
95.25mm 3.7500"	1	25001.STD	.005 / .010 / .020 / .030	Top	1/16"	BF	Cast Iron	Plasma Moly
				2nd	1/16"	RBT	Cast Iron	Phosphate
				Oil	5/32"	3PC	Steel	Chrome
95.25mm 3.7500"	6	3750AM6.STD	.020 / .030 / .040 / .060	Top	5/64"	BF	Cast Iron	Plasma Moly
				2nd	5/64"	RBT	Cast Iron	Phosphate
				Oil	3/16"	3PC	Steel	Chrome
92.25mm 3.7500"	8	3750AM8.STD	.020 / .030 / .040 / .060	Top	5/64"	BF	Cast Iron	Plasma Moly
				2nd	5/64"	RBT	Cast Iron	Phosphate
				Oil	3/16"	3PC	Steel	Chrome
95.50mm 3.7600"	6	22005.STD	.5 / .75 / 1.0	Top	1.20mm	BF	Steel	Plasma Moly
				2nd	1.50mm	NAP	Ductile Iron	Phosphate
				Oil	2.50mm	3PC	Steel	Chrome

STD Bore	Cyl Qty	Ring Set	Oversize Suffix Avail / Notes	Groove	Axial Width	Profile Code	Material	Face Coating
96.00mm 3.7800"	1	U09600LS		Top	1.00mm	BF	Steel	Nitride
				2nd	1.20mm	NAP	Cast Iron	Phosphate
				Oil	2.80mm	3PC	Steel	Nitride
96.00mm 3.7800"	6	22006.STD	.25 / .5 / .75 / 1.0	Top	1.20mm	BF	Steel	Chrome
				2nd	1.20mm	NAP	Cast Iron	Phosphate
				Oil	2.00mm	3PC	Steel	Nitride
96.00mm 3.7800"	6	22014.STD	.5 / .75 / 1.0	Top	1.20mm	BF	Steel	Nitride
				2nd	1.50mm	NAP	Cast Iron	Phosphate
				Oil	3.00mm	3PC	Steel	Nitride
96.00mm 3.7800"	6	22017.STD	.5 / .75 / 1.0	Top	1.50mm	BF	Steel	Chrome
				2nd	1.50mm	RBT	Cast Iron	Phosphate
				Oil	3.00mm	3PC	Steel	Chrome
96.00mm 3.7800"	8	3780ES8.STD	.005 / .010 / .020 / .030 / .040	Top	1.20mm	BF	Steel	Nitride
				2nd	1.20mm	NAP	Ductile Iron	Phosphate
				Oil	3.00mm	3PC	Steel	Chrome
96.00mm 3.7800"	8	3780UM8.STD	.5 / .75	Top	1.20mm	BF	Steel	Plasma Moly
				2nd	1.50mm	RBT	Cast Iron	Phosphate
				Oil	2.50mm	3PC	Steel	Chrome
96.00mm 3.7800"	8	3780USC8.STD	.5 / .75	Top	1.20mm	BF	Steel	Chrome
				2nd	1.50mm	NAP	Cast Iron	Phosphate
				Oil	2.50mm	3PC	Steel	Chrome
96.00mm 3.7800"	8	3780CS8.STD	.005 / .010 / .020 / .030 / .040	Top	1.50mm	BF	Steel	Plasma Moly
				2nd	1.50mm	RBT	Cast Iron	Phosphate
				Oil	3.00mm	3PC	Steel	Chrome
96.00mm 3.7800"	8	3780CS8.STD-N	.015-N / .025-N / .035-N / .045-N	Top	1.50mm	BF	Steel	Plasma Moly
				2nd	1.50mm	NAP	Ductile Iron	Phosphate
				Oil	3.00mm	3PC	Steel	Chrome
96.00mm 3.7800"	8	3780CPX.005	.015 / .025 / .035 / .045 *Gas Ported Top Ring*	Top	1.50mm	BF	Steel	PVD
				2nd	1.50mm	NAP	Ductile Iron	Phosphate
				Oil	3.00mm	3PC	Steel	Chrome
96.00mm 3.7800"	4	3780BD4.STD	.020 / .030 / .040	Top	1/16"	BF	Ductile Iron	Plasma Moly
				2nd	1/16"	RBT	Cast Iron	Phosphate
				Oil	3/16"	3PC	Steel	Chrome
96.50mm 3.8000"	6	22009.STD	.25 / .5 / .75 / 1.0	Top	1.20mm	BF	Steel	Nitride
				2nd	1.50mm	RBT	Cast Iron	Phosphate
				Oil	2.00mm	3PC	Steel	Chrome
96.50mm 3.8000"	8	3800AM8.STD	.020 / .030 / .040 / .060	Top	5/64"	BF	Cast Iron	Plasma Moly
				2nd	5/64"	RBT	Cast Iron	Phosphate
				Oil	3/16"	3PC	Steel	Chrome
96.80mm 3.8110"	6	3812CD6.STD	.25 / .5 / .75 / 1.0	Top	1.50mm	BF	Steel	Plasma Moly
				2nd	1.50mm	RBT	Cast Iron	Phosphate
				Oil	3.00mm	3PC	Steel	Chrome
96.84mm 3.8125"	6	3812SM6.STD	.5 / .75 / 1.0 / 1.5	Top	2.00mm	BF	Steel	Plasma Moly
				2nd	2.00mm	RBT	Cast Iron	Phosphate
				Oil	4.00mm	3PC	Steel	Chrome
98.43mm 3.8750"	1	25025.STD	.005 / .010 / .020 / .030	Top	1/16"	BF	Cast Iron	Plasma Moly
				2nd	1/16"	RBT	Cast Iron	Phosphate
				Oil	5/32"	3PC	Steel	Chrome
98.43mm 3.8750"	1	25002.STD	.005 / .010 / .020 / .030 / .040	Top	1.50mm	BF	Ductile Iron	Plasma Moly
				2nd	1.50mm	RBT	Cast Iron	Phosphate
				Oil	2.50mm	3PC	Steel	Chrome
98.43mm 3.8750"	1	25046.STD	.010 *Gapless 2nd Ring*	Top	1.50mm	BF	Ductile Iron	Plasma Moly
				2nd	1.50mm	RBT	Cast Iron	Phosphate
				Oil	2.50mm	3PC	Steel	Chrome

STD Bore	Cyl Qty	Ring Set	Oversize Suffix Avail / Notes	Groove	Axial Width	Profile Code	Material	Face Coating
98.43mm 3.8750"	1	25004.STD	.005 / .010 / .020 / .030 / .040	Top	1/16"	BF	Ductile Iron	Plasma Moly
				2nd	1/16"	RBT	Cast Iron	Phosphate
				Oil	3/16"	3PC	Steel	Chrome
98.43mm 3.8750"	4	22015.STD	.5 / .75 / 1.0 / 1.5	Top	1.50mm	BF	Steel	Nitride
				2nd	1.50mm	RBT	Cast Iron	Phosphate
				Oil	4.00mm	3PC	Steel	Chrome
98.43mm 3.8750"	6	22016.STD	.5 / .75 / 1.0 / 1.5	Top	1.50mm	BF	Steel	Nitride
				2nd	1.50mm	RBT	Cast Iron	Phosphate
				Oil	4.00mm	3PC	Steel	Chrome
98.43mm 3.8750"	6	3875AM6.STD	.020 / .030 / .040 / .060	Top	5/64"	BF	Steel	Plasma Moly
				2nd	5/64"	RBT	Cast Iron	Phosphate
				Oil	3/16"	3PC	Steel	Chrome
98.43mm 3.8750"	8	3875AM8.STD	.020 / .030 / .040 / .060	Top	5/64"	BF	Steel	Plasma Moly
				2nd	5/64"	RBT	Cast Iron	Phosphate
				Oil	3/16"	3PC	Steel	Chrome
99.00mm 3.8976"	6	3897USC6.STD	.010 / .020 / .030 / .040	Top	1.20mm	BF	Steel	Chrome
				2nd	1.50mm	RBT	Cast Iron	Phosphate
				Oil	2.50mm	3PC	Steel	Chrome
99.00mm 3.8976"	8	3898ES8.STD	.007	Top	1.20mm	BF	Steel	Nitride
				2nd	1.20mm	NAP	Ductile Iron	Phosphate
				Oil	3.00mm	3PC	Steel	Chrome
99.00mm 3.8976"	8	3898CS8.STD	.005 / .010 / .020 / .030 / .040	Top	1.50mm	BF	Steel	Plasma Moly
				2nd	1.50mm	RBT	Cast Iron	Phosphate
				Oil	3.00mm	3PC	Steel	Chrome
99.31mm 3.9100"	8	3910AM8.STD	.020 / .030 / .040 / .060	Top	5/64"	BF	Steel	Plasma Moly
				2nd	5/64"	RBT	Cast Iron	Phosphate
				Oil	3/16"	3PC	Steel	Chrome
99.50mm 3.9173"	4	3917NSC4.STD	.25 / .5	Top	1.20mm	BF	Steel	Chrome
				2nd	1.20mm	NAP	Cast Iron	Phosphate
				Oil	2.00mm	3PC	Steel	Chrome
99.50mm 3.9173"	8	22018.STD	.25 / .5 / .75 / 1.0	Top	1.20mm	BF	Steel	Nitride
				2nd	1.20mm	NAP	Cast Iron	Phosphate
				Oil	2.00mm	3PC	Steel	Chrome
99.50mm 3.9173"	8	3917ES8.STD	.010 / .020	Top	1.20mm	BF	Steel	Nitride
				2nd	1.20mm	NAP	Ductile Iron	Phosphate
				Oil	3.00mm	3PC	Steel	Chrome
99.50mm 3.9173"	8	3917CD8.STD	.010 / .020 / .030 / .040	Top	1.50mm	BF	Steel	Plasma Moly
				2nd	1.50mm	RBT	Cast Iron	Phosphate
				Oil	3.00mm	3PC	Steel	Chrome
99.50mm 3.9173"	1	U09950NN		Top	1.20mm	BF	Steel	Nitride
				2nd	1.20mm	NAP	Cast Iron	Phosphate
				Oil	2.00mm	3PC	Steel	Chrome
99.60mm 3.9213"	6	3921UN6.STD	.25 / .5 / .75 / 1.0	Top	1.20mm	BF	Steel	Nitride
				2nd	1.50mm	NAP	Cast Iron	Phosphate
				Oil	2.50mm	3PC	Steel	Nitride
99.60mm 3.9213"	6	3921USC6.STD	.25 / .5 / .75	Top	1.20mm	BF	Steel	Chrome
				2nd	1.50mm	NAP	Cast Iron	Phosphate
				Oil	2.50mm	3PC	Steel	Chrome
99.75mm 3.9272"	1	U09975NN		Top	1.20mm	BF	Steel	Nitride
				2nd	1.20mm	NAP	Cast Iron	Phosphate
				Oil	2.00mm	3PC	Steel	Chrome
100.00mm 3.9370"	1	U10000NN		Top	1.20mm	BF	Steel	Nitride
				2nd	1.20mm	NAP	Cast Iron	Phosphate
				Oil	2.00mm	3PC	Steel	Chrome

STD Bore	Cyl Qty	Ring Set	Oversize Suffix Available / Notes	Groove	Axial Width	Profile Code	Material	Face Coating
100.00mm 3.9370"	1	25016.STD	.005	Top 2nd Oil	1.50mm 1.50mm 3.00mm	BF RBT 3PC	Steel Cast Iron Steel	Plasma Moly Phosphate Chrome
100.08mm 3.9400"	8	3910BD8.030	.040 / .060	Top 2nd Oil	1/16" 1/16" 3/16"	BF RBT 3PC	Steel Cast Iron Steel	Plasma Moly Phosphate Chrome
100.40mm 3.9527"	6	22013.STD	.5 / .75 / 1.0 / 1.5	Top 2nd Oil	1.60mm 1.75mm 3.50mm	BF NAP 3PC	Cast Iron Cast Iron Steel	Chrome Phosphate Chrome
101.60mm 4.0000"	8	22004.STD	.25 / .5 / .75 / 1.0	Top 2nd Oil	1.20mm 1.50mm 3.00mm	BF RBT 3PC	Steel Cast Iron Steel	Plasma Moly Phosphate Chrome
101.60mm 4.0000"	1	25005.STD	.005 / .010 / .020 / .030	Top 2nd Oil	1.50mm 1.50mm 2.50mm	BF RBT 3PC	Steel Cast Iron Steel	Plasma Moly Phosphate Chrome
101.60mm 4.0000"	1	25047.STD	.010 / .070 *Gapless 2nd Ring*	Top 2nd Oil	1.50mm 1.50mm 2.50mm	BF RBT 3PC	Steel Cast Iron Steel	Plasma Moly Phosphate Chrome
101.60mm 4.0000"	8	4000E8.STD	.005 / .010 / .015 / .020 / .030 / .035 / .045 / .065 / .070 / .075 / .080 / .085 / .090 / .095 / .100 / .120	Top 2nd Oil	1.20mm 1.20mm 3.00mm	BF NAP 3PC	Steel Ductile Iron Steel	Nitride Phosphate Chrome
101.60mm 4.0000"	8	4000EPX8.005	*.010 / .015 / .025 / .035 / .070 / .075 / .080 / .085 *Gas Ported Top Ring**	Top 2nd Oil	1.20mm 1.20mm 3.00mm	BF NAP 3PC	Steel Ductile Iron Steel	PVD Phosphate Chrome
101.60mm 4.0000"	6	22021.STD	.5 / .75 / 1.0	Top 2nd Oil	1.50mm 1.50mm 3.00mm	BF RBT 3PC	Steel Cast Iron Steel	Chrome Phosphate Chrome
101.60mm 4.0000"	8	22022.STD	.5 / .75 / 1.0	Top 2nd Oil	1.50mm 1.50mm 3.00mm	BF RBT 3PC	Steel Cast Iron Steel	Chrome Phosphate Chrome
101.60mm 4.0000"	8	4000CS8.STD	.005 / .010 / .015 / .020 / .025 / .030 / .035 / .040 / .045 / .055 / .060 / .065 / .070	Top 2nd Oil	1.50mm 1.50mm 3.00mm	BF RBT 3PC	Steel Cast Iron Steel	Plasma Moly Phosphate Chrome
101.60mm 4.0000"	8	4000CN8.005	.025 / .035 / .045 / .065	Top 2nd Oil	1.50mm 1.50mm 3.00mm	BF RBT 3PC	Steel Cast Iron Steel	Nitride Phosphate Chrome
101.60mm 4.0000"	8	4000DS8.STD	.020 / .030 / .040 / .060	Top 2nd Oil	1.50mm 1.50mm 4.00mm	BF RBT 3PC	Steel Cast Iron Steel	Plasma Moly Phosphate Chrome
101.60mm 4.0000"	8	4000BD8.005	.025 / .035 / .045 / .065 / .070 / .080	Top 2nd Oil	1/16" 1/16" 3/16"	BF RBT 3PC	Ductile Iron Cast Iron Steel	Plasma Moly Phosphate Chrome
101.60mm 4.0000"	8	4000BM8.STD	.020 / .030 / .040 / .060	Top 2nd Oil	1/16" 1/16" 3/16"	BF RBT 3PC	Cast Iron Cast Iron Steel	Plasma Moly Phosphate Chrome
101.60mm 4.0000"	8	4000BP.005	.035 / .065	Top 2nd Oil	1/16" 1/16" 3/16"	BF NAP 3PC	Steel Ductile Iron Steel	PVD Phosphate Chrome
101.60mm 4.0000"	4	4000AM4.STD	.020 / .030 / .040 / .060	Top 2nd Oil	5/64" 5/64" 3/16"	BF RBT 3PC	Steel Cast Iron Steel	Plasma Moly Phosphate Chrome
101.60mm 4.0000"	6	4000AM6.STD	.020 / .030 / .040 / .060 / .080	Top 2nd Oil	5/64" 5/64" 3/16"	BF RBT 3PC	Steel Cast Iron Steel	Plasma Moly Phosphate Chrome

STD Bore	Cyl Qty	Ring Set	Oversize Suffix Available / Notes	Groove	Axial Width	Profile Code	Material	Face Coating
101.60mm 4.0000"	8	4000AM8.STD	.005 / .010 / .020 / .030 / .040 / .060 / .070 .080 / .100	Top	5/64"	BF	Steel	Plasma Moly
				2nd	5/64"	RBT	Cast Iron	Phosphate
				Oil	3/16"	3PC	Steel	Chrome
101.60mm 4.0000"	8	4000AG8.STD	.020 / .030 / .040 / .060 / .080	Top	5/64"	BF	Cast Iron	Phosphate
				2nd	5/64"	RBT	Cast Iron	Phosphate
				Oil	3/16"	3PC	Steel	Chrome
"101.60mm 4.0000"	8	22027.STD	".020 / .030 / .040 / .060 / .080 *Shallow Oil (.150"*)**	Top	5/64"	BF	Cast Iron	Phosphate
				2nd	5/64"	RBT	Cast Iron	Phosphate
				Oil	3/16"	3PC	Steel	Chrome
101.60mm 4.0000"	8	22028.STD	".020 / .030 / .040 / .060 / .080 *Shallow Oil (.150"*)**	Top	5/64"	BF	Steel	Plasma Moly
				2nd	5/64"	RBT	Cast Iron	Phosphate
				Oil	3/16"	3PC	Steel	Chrome
102.00mm 4.0157"	8	4016HS8.STD	.25 / .5 / .75 / 1.0	Top	1.50mm	BF	Steel	Plasma Moly
				2nd	1.50mm	NAP	Ductile Iron	Phosphate
				Oil	2.50mm	3PC	Steel	Chrome
102.87mm 4.0500"	8	4050GM8.STD	.020 / .030 / .040 / .060	Top	5/64"	BF	Steel	Plasma Moly
				2nd	3/32"	RBT	Cast Iron	Phosphate
				Oil	3/16"	3PC	Steel	Chrome
103.00mm 4.0551"	8	4055CS8.STD	.010 / .020 / .030 / .040	Top	1.50mm	BF	Steel	Plasma Moly
				2nd	1.50mm	RBT	Cast Iron	Phosphate
				Oil	3.00mm	3PC	Steel	Chrome
103.12mm 4.0600"	1	25006.STD	.005 / .010	Top	1.50mm	BF	Ductile Iron	Plasma Moly
				2nd	1.50mm	RBT	Cast Iron	Phosphate
				Oil	2.50mm	3PC	Steel	Chrome
103.12mm 4.0600"	1	25017.STD	.005 / .010	Top	1.50mm	BF	Steel	Nitride
				2nd	1.50mm	NAP	Cast Iron	Phosphate
				Oil	3.00mm	3PC	Steel	Chrome
103.25mm 4.0650"	8	22003.STD	.25 / .5 / .75	Top	1.20mm	BF	Steel	Plasma Moly
				2nd	1.50mm	NAP	Ductile Iron	Phosphate
				Oil	2.50mm	3PC	Steel	Chrome
103.25mm 4.0650"	8	4065USC8.STD	.25 / .5 / .75	Top	1.50mm	BF	Steel	Chrome
				2nd	1.50mm	NAP	Cast Iron	Phosphate
				Oil	2.50mm	3PC	Steel	Chrome
103.25mm 4.0650"	8	4065HN8.STD	.25 / .5 / .75 / 1.0	Top	1.50mm	BF	Steel	Nitride
				2nd	1.50mm	NAP	Cast Iron	Phosphate
				Oil	2.50mm	3PC	Steel	Nitride
103.19mm 4.0625"	8	4062AM8.STD	.030 / .040	Top	5/64"	BF	Cast Iron	Plasma Moly
				2nd	5/64"	RBT	Cast Iron	Phosphate
				Oil	3/16"	3PC	Steel	Chrome
103.90mm 4.090"	8	22029.STD		Top	1.00mm	BF	Steel	Nitride + DLC
				2nd	1.00mm	NAP	Ductile Iron	Phosphate
				Oil	2.00mm	3PC	Steel	Chrome
104.00mm 4.0937"	8	4094AM8.STD	.020 / .030 / .040 / .060	Top	5/64"	BF	Steel	Plasma Moly
				2nd	5/64"	RBT	Cast Iron	Phosphate
				Oil	3/16"	3PC	Steel	Chrome
104.64mm 4.1200"	8	4120BD8.STD	.035 / .045 / .065	Top	1/16"	BF	Ductile Iron	Plasma Moly
				2nd	1/16"	RBT	Cast Iron	Phosphate
				Oil	3/16"	3PC	Steel	Chrome
104.64mm 4.1200"	8	4120AM8.STD	.030 / .040 / .060	Top	5/64"	BF	Steel	Plasma Moly
				2nd	5/64"	RBT	Cast Iron	Phosphate
				Oil	3/16"	3PC	Steel	Chrome
104.77mm 4.1250"	1	25049.STD		Top	.043"	BF	Steel	PVD
				2nd	.043"	NAP	Ductile Iron	Phosphate
				Oil	3.00mm	3PC	Steel	Chrome

STD Bore	Cyl Qty	Ring Set	Oversize Suffix Available / Notes	Groove	Axial Width	Profile Code	Material	Face Coating
104.77mm 4.1250"	1	25015.STD	.010 / .020 / .030 / .040 / .060	Top	1.20mm	BF	Steel	Nitride
				2nd	1.20mm	NAP	Ductile Iron	Phosphate
				Oil	3.00mm	3PC	Steel	Chrome
104.77mm 4.1250"	1	25007.STD	.005 / .010 / .020 / .030	Top	1.50mm	BF	Ductile Iron	Plasma Moly
				2nd	1.50mm	RBT	Cast Iron	Phosphate
				Oil	3.00mm	3PC	Steel	Chrome
104.77mm 4.1250"	1	25051.STD	".005 / .010 / .020 / .030 *Gapless 2nd Ring**"	Top	1.50mm	BF	Ductile Iron	Plasma Moly
				2nd	1.50mm	RBT	Cast Iron	Phosphate
				Oil	3.00mm	3PC	Steel	Chrome
104.77mm 4.1250"	8	4125CD8.005	.025 / .035 / .045 / .065	Top	1.50mm	BF	Ductile Iron	Plasma Moly
				2nd	1.50mm	RBT	Cast Iron	Phosphate
				Oil	3.00mm	3PC	Steel	Chrome
104.77mm 4.1250"	8	4125CS8.005	.035 / .045 / .065	Top	1.50mm	BF	Steel	Plasma Moly
				2nd	1.50mm	NAP	Steel	Phosphate
				Oil	3.00mm	3PC	Steel	Chrome
104.77mm 4.1250"	8	4125CN8.STD	.005 / .010 / .030 / .040	Top	1.50mm	BF	Steel	Nitride
				2nd	1.50mm	RBT	Cast Iron	Phosphate
				Oil	3.00mm	3PC	Steel	Chrome
104.77mm 4.1250"	8	4125BD8.005	.010 / .025 / .035 / .045 / .065	Top	1/16"	BF	Ductile Iron	Plasma Moly
				2nd	1/16"	RBT	Cast Iron	Phosphate
				Oil	3/16"	3PC	Steel	Chrome
104.77mm 4.1250"	8	4125BM8.STD	.020 / .030 / .040 / .060	Top	1/16"	BF	Cast Iron	Plasma Moly
				2nd	1/16"	RBT	Cast Iron	Phosphate
				Oil	3/16"	3PC	Steel	Chrome
104.77mm 4.1250"	8	4125BP8.005	.035 / .065	Top	1/16"	BF	Steel	PVD
				2nd	1/16"	NAP	Ductile Iron	Phosphate
				Oil	3/16"	3PC	Steel	Chrome
104.77mm 4.1250"	8	4125AM8.STD	.010 / .020 / .030 / .040 / .060	Top	5/64"	BF	Steel	Plasma Moly
				2nd	5/64"	RBT	Cast Iron	Phosphate
				Oil	3/16"	3PC	Steel	Chrome
104.90mm 4.1300"	8	4130AM8.STD	.020 / .030 / .040 / .060	Top	5/64"	BF	Steel	Plasma Moly
				2nd	5/64"	RBT	Cast Iron	Phosphate
				Oil	3/16"	3PC	Steel	Chrome
105.43mm 4.1510"	8	4151FM8.STD	.030 / .040 / .060	Top	5/64"	BF	Steel	Plasma Moly
				2nd	1/16"	RBT	Cast Iron	Phosphate
				Oil	3/16"	3PC	Steel	Chrome
105.79mm 4.1650"	8	4165BD8.005	.035 / .045 / .065	Top	1/16"	BF	Ductile Iron	Plasma Moly
				2nd	1/16"	RBT	Cast Iron	Phosphate
				Oil	3/16"	3PC	Steel	Chrome
105.79mm 4.1650"	8	4165AM8.STD	.030 / .040 / .060	Top	5/64"	BF	Steel	Plasma Moly
				2nd	5/64"	RBT	Cast Iron	Phosphate
				Oil	3/16"	3PC	Steel	Chrome
107.95mm 4.2500"	8	4250BD8.STD	.005 / .020 / .035 / .040 / .065 / .070 / .125	Top	1/16"	BF	Ductile Iron	Plasma Moly
				2nd	1/16"	RBT	Cast Iron	Phosphate
				Oil	3/16"	3PC	Steel	Chrome
107.95mm 4.2500"	8	4250BP8.005	.035 / .065	Top	1/16"	BF	Steel	PVD
				2nd	1/16"	NAP	Ductile Iron	Phosphate
				Oil	3/16"	3PC	Steel	Chrome
107.95mm 4.2500"	8	4250SM8.STD	.010 / .020 / .030 / .040 / .060	Top	2.00mm	BF	Steel	Plasma Moly
				2nd	2.00mm	RBT	Cast Iron	Phosphate
				Oil	4.00mm	3PC	Steel	Chrome
107.95mm 4.2500"	8	4250AM8.STD	.010 / .020 / .030 / .040 / .060 / .070 / .080 / .100	Top	5/64"	BF	Steel	Plasma Moly
				2nd	5/64"	RBT	Cast Iron	Phosphate
				Oil	3/16"	3PC	Steel	Chrome

STD Bore	Cyl Qty	Ring Set	Oversize Suffix Available / Notes	Groove	Axial Width	Profile Code	Material	Face Coating
107.95mm 4.2500"	8	22020.STD	“.020 / .030 / .040 / .060 *Shallow Oil**	Top 2nd Oil	5/64" 5/64" 3/16"	BF RBT 3PC	Steel Cast Iron Steel	Plasma Moly Phosphate Chrome
107.95mm 4.2500"	1	25014.STD	.005	Top 2nd Oil	1.50mm 1.50mm 3.00mm	BF RBT 3PC	Ductile Iron Cast Iron Steel	Plasma Moly Phosphate Chrome
107.95mm 4.2500"	1	25048.STD	“.005 *Gapless 2nd Ring**	Top 2nd Oil	1.50mm 1.50mm 3.00mm.	BF RBT 3PC	Ductile Iron Cast Iron Steel	Plasma Moly Phosphate Chrome
108.20mm 4.2600"	1	25027.STD		Top 2nd Oil	.043" .043" 3.00mm	BF NAP 3PC	Steel Ductile Iron Steel	PVD Phosphate Nitride
109.22mm 4.3000"	8	4300AM8.STD	.030 / .040 / .060	Top 2nd Oil	5/64" 5/64" 3/16"	BF RBT 3PC	Steel Cast Iron Steel	Plasma Moly Phosphate Chrome
109.47mm 4.3100"	1	25044.STD		Top 2nd Oil	.043" .043" 3.00mm	BF NAP 3PC	Steel Ductile Iron Steel	Plasma Moly Phosphate Chrome
109.54mm 4.3125"	8	4312AM8.STD	.030 / .040 / .060	Top 2nd Oil	5/64" 5/64" 3/16"	BF RBT 3PC	Steel Cast Iron Steel	Plasma Moly Phosphate Chrome
109.73mm 4.3200"	8	4320BD8.005	.025 / .035 / .040 / .065	Top 2nd Oil	1/16" 1/16" 3/16"	BF RBT 3PC	Ductile Iron Cast Iron Steel	Plasma Moly Phosphate Chrome
109.73mm 4.3200"	8	4320BP8.005	.035 / .045 / .065	Top 2nd Oil	1/16" 1/16" 3/16"	BF NAP 3PC	Steel Ductile Iron Steel	PVD Phosphate Chrome
109.73mm 4.3200"	8	4320AM8.STD	.020 / .030 / .040 / .060	Top 2nd Oil	5/64" 5/64" 3/16"	BF RBT 3PC	Steel Cast Iron Steel	Plasma Moly Phosphate Chrome
110.00mm 4.331"	1	25050.STD		Top 2nd Oil	0.9mm 0.9mm 3.00mm	BF NAP 3PC	Steel Ductile Iron Steel	PVD Phosphate Plain
110.30mm 4.3425"	8	4342AM8.STD	.020 / .030 / .040	Top 2nd Oil	5/64" 5/64" 3/16"	BF RBT 3PC	Steel Cast Iron Steel	Plasma Moly Phosphate Chrome
110.49mm 4.350"	8	4350JSC8.005	.010 / .015 / .025 / .030 / .035	Top 2nd Oil	5/64" 5/64" 3/16"	BF RBT 3PC	Steel Cast Iron Steel	Plasma Moly Phosphate Chrome
110.75mm 4.3600"	8	4360BD8.STD	.020 / .035 / .040 / .065	Top 2nd Oil	1/16" 1/16" 3/16"	BF RBT 3PC	Ductile Iron Cast Iron Steel	Plasma Moly Phosphate Chrome
110.75mm 4.3600"	4	4360AM4.STD	.020 / .030 / .040 / .060	Top 2nd Oil	5/64" 5/64" 3/16"	BF RBT 3PC	Steel Cast Iron Steel	Plasma Moly Phosphate Chrome
110.75mm 4.3600"	8	4360AM8.STD	.020 / .030 / .040 / .060	Top 2nd Oil	5/64" 5/64" 3/16"	BF RBT 3PC	Steel Cast Iron Steel	Plasma Moly Phosphate Chrome
111.51mm 4.3900"	8	4360BP8.035	.065	Top 2nd Oil	1/16" 1/16" 3/16"	BF NAP 3PC	Steel Ductile Iron Steel	PVD Phosphate Chrome
113.44mm 4.4660"	8	4466BD8.004	.034 / .064 / .100 / .134	Top 2nd Oil	1/16" 1/16" 3/16"	BF RBT 3PC	Ductile Iron Cast Iron Steel	Plasma Moly Phosphate Chrome

STD Bore	Cyl Qty	Ring Set	Oversize Suffix Available / Notes	Groove	Axial Width	Profile Code	Material	Face Coating
114.30mm 4.5000"	1	25028.STD	.005	Top	1.50mm	BF	Ductile Iron	Plasma Moly
				2nd	1.50mm	NAP	Ductile Iron	Phosphate
				Oil	3.00mm	3PC	Steel	Chrome
114.30mm 4.5000"	8	4500JS8.005	.035 / .065 / .105 / .115 / .130	Top	.043"	BF	Steel	Plasma Moly
				2nd	1/16"	RBT	Cast Iron	Phosphate
				Oil	3/16"	3PC	Steel	Chrome
114.30mm 4.5000"	8	4500JSC8.005	.020 / .035	Top	.043"	BF	Steel	PVD
				2nd	1/16"	NAP	Ductile Iron	Phosphate
				Oil	3/16"	3PC	Steel	Chrome
114.30mm 4.5000"	8	4500BD8.005	.025 / .035 / .045 / .065	Top	1/16"	BF	Ductile Iron	Plasma Moly
				2nd	1/16"	RBT	Cast Iron	Phosphate
				Oil	3/16"	3PC	Steel	Chrome
114.30mm 4.5000"	8	4500BP8.005	.035 / .065 / .105 / .130	Top	1/16"	BF	Steel	PVD
				2nd	1/16"	NAP	Ductile Iron	Phosphate
				Oil	3/16"	3PC	Steel	Chrome

Diesel Ring Sets

Engine	Conv	Gapless 2nd	Oversize Suffix Available	Cyl Qty	STD Bore	Groove	Axial Wth	Profile Cde	Material	Face Coating
Ford 6.0L	20002.STD	20023.STD	0.25 / 0.5 / 0.75 / 1.0	8	95.00mm	Top	2.3Kmm	15FK	Ductile Iron	Ceramic Chrome
						2nd	2.0mm	RBT	Cast Iron	Phosphate
						Oil	3.5mm	2PC	Cast Iron	Chrome
Ford 6.4L	20000.STD	20021.STD	0.25 / 0.5 / 0.75 / 1.0	8	98.20mm	Top	2.5Kmm	15FK	Ductile Iron	Ceramic Chrome
						2nd	2.0mm	RBT	Cast Iron	Phosphate
						Oil	3.0mm	2PC	Cast Iron	Chrome
Ford 6.4L	20018.STD	20029.STD	0.25 / 0.5 / 0.75 / 1.0	8	98.20mm	Top	2.5Kmm	15FK	Ductile Iron	Ceramic Chrome
						2nd	2.0mm	RBT	Cast Iron	Phosphate
						Oil	2.5mm	2PC	Steel	Nitride
Ford 6.7L	20001.STD	20022.STD	0.25 / 0.5 / 0.75 / 1.0	8	99.00mm	Top	3.0Kmm	15FK	Ductile Iron	Ceramic Chrome
						2nd	2.0mm	NAP	Cast Iron	Phosphate
						Oil	2.5mm	2PC	Steel	Nitride
Ford 6.7	20011.STD	20041.STD	0.25 / 0.5 / 0.75 / 1.0	8	99.00mm	Top	3.0Kmm	15FK	Steel	Nitride + PVD
						2nd	2.0mm	NAP	Ductile Iron	Phosphate
						Oil	2.5mm	2PC	Steel	Nitride
Ford 7.3L	20007.STD	20026.STD	0.25 / 0.5 / 0.75 / 1.0	8	104.40mm	Top	3.0Kmm	15FK	Ductile Iron	Ceramic Chrome
						2nd	2.0mm	RBT	Cast Iron	Phosphate
						Oil	3.5mm	2PC	Cast Iron	Chrome
Dodge 3.0L	20020.STD		STD / 0.5	6	83.00mm	Top	2.0Kmm	6FK	Ductile Iron	Ceramic Chrome
						2nd	2.0mm	RBT	Ductile Iron	Phosphate
						Oil	2.0mm	2PC	Ductile Iron	Chrome
Dodge 3.0L EXF	20042.STD		0.25 / 0.5	6	83.00mm	Top	2.0mm	BF	Ductile Iron	Ceramic Chrome
						2nd	2.0mm	RBT	Cast Iron	Phosphate
						Oil	2.0mm	2PC	Ductile Iron	Chrome
Ram 5.9L	20004.STD	20024.STD	0.5 / 1.0	6	102.00mm	Top	3.0Kmm	15FK	Ductile Iron	Ceramic Chrome
						2nd	2.39mm	RBT	Cast Iron	Phosphate
						Oil	4.0mm	2PC	Cast Iron	Chrome
Ram 5.9L	20014.STD	20028.STD	0.5 / 1.0	6	102.00mm	Top	3.0Kmm	15FK	Ductile Iron	Ceramic Chrome
						2nd	2.35mm	RBT	Cast Iron	Phosphate
						Oil	4.0mm	2PC	Steel	Nitride
Ram 6.7L	20006.STD	20025.STD	0.5 / 1.0	6	107.00mm	Top	3.0Kmm	15FK	Ductile Iron	Ceramic Chrome
						2nd	2.5mm	RBT	Cast Iron	Phosphate
						Oil	3.5mm	2PC	Cast Iron	Chrome
Ram 6.7L	20016.STD	20031.STD	0.5 / 1.0	6	107.00mm	Top	3.0Kmm	15FK	Steel	Nitride + PVD
						2nd	2.5mm	RBT	Ductile Iron	Phosphate
						Oil	3.5mm	2PC	Cast Iron	Chrome

Engine	Conv	Gapless 2nd	Oversize Suffix Available	Cyl Qty	STD Bore	Groove	Axial Wth	Profile Cde	Material	Face Coating
GM 2.8L LWN	20043.STD		0.25 / 0.5	4	94.00mm	Top 2nd Oil	2.0HKmm 1.5mm 2.0mm	7HK RBT 2PC	Ductile Iron Cast Iron Steel	Ceramic Chrome Phosphate Nitride
GM 6.5L	20003.STD	20034.STD	0.5 / 0.75 / 1.0	8	103.00mm	Top 2nd Oil	3.0Kmm 2.0mm 4.0mm	15FK RBT 2PC	Ductile Iron Cast Iron Cast Iron	Ceramic Chrome Phosphate Chrome
GM 6.6L	20009.STD	20027.STD	0.5 / 1.0	8	103.00mm	Top 2nd Oil	3.0Kmm 2.0mm 3.0mm	6FK PBT 2PC	Steel Ductile Iron Steel	Nitride + PVD Chrome Nitride
GM 6.6L	20019.STD	20030.STD	0.5 / 1.0	8	103.00mm	Top 2nd Oil	3.0Kmm 2.0mm 3.0mm	6FK PBT 2PC	Steel Ductile Iron Steel	Nitride + PVD Chrome Nitride

SOA Eurosport Diesel Ring Sets

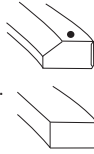
BMW 3.0L M57T2D30	N/A	20035.STD	N/A	6	84.00mm	Top 2nd Oil	2.5mm 2.0mm 2.0mm	BF RBT 2PC	Ductile Iron Cast Iron Ductile Iron	Ceramic Chrome Phosphate Chrome
BMW 3.0L N57D30T"	N/A	20036.STD	N/A	6	84.00mm	Top 2nd Oil	1.75mm 1.75mm 2.00mm	BF RBT 2PC	Ductile Iron Cast Iron Ductile Iron	PVD Phosphate Chrome
BMW 2.0L N47D20	N/A	20037.STD	N/A	4	84.00mm	Top 2nd Oil	1.75mm 1.75mm 2.0mm	BF RBT 2PC	Ductile Iron Cast Iron Steel	Ceramic Chrome Phosphate Nitride
"VW 2.0L EA189TDI"	N/A	20038.STD	N/A	4	81.00mm	Top 2nd Oil	1.75mm 2.00mm 3.00mm	BF RBT 2PC	Ductile Iron Cast Iron Cast Iron	Ceramic Chrome Phosphate Chrome



Ring Installation Instructions

Groove 1 – Compression Rings:

- Rings with Top, Pip Mark or Dot installed with marking up.
- Rings with no markings and no inner bevel can be installed either way.



Ring Gaps need to be checked.

Most engines require 0.10 mm / 0.004" per 25 mm / 1.0" of bore diameter for the minimum gap of the top compression ring.

Some hypereutectic piston designs require an increase in ring gaps. Consult the piston or engine manufacturers information for the specific piston ring gap specifications that may be required for pistons manufactured utilizing high silicon, "hypereutectic" aluminum alloys.

Silvolite Brand Pistons with an "H" suffix require 40% over the factory minimum required gap.

Example: .014" min gap X 1.40 = .020" gap

KB Brand Pistons vary with load demands. See KB Pistons Instructions.

ICON Brand Pistons vary with load demands. See ICON Pistons Instructions.

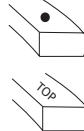
To all UEM brand piston instructions;

<https://uempistons.com/rt-3-installation-instructions.html>



Groove 2 – Compression Rings:

- Rings with Top, Pip Mark or Dot installed with marking up.
- Most engines require 0.10 mm / 0.004" per 25 mm / 1.0" of bore diameter for the minimum gap of the second compression ring.



Groove 3 – Oil Ring Groove:

3-piece designs without tabbed rails are not directional and can be installed either direction. Designs with either one or two tabbed rails that are used to prevent rail rotation require the tabs to be installed with the tabs in the recesses of the oil ring groove. Consult the piston or engine manufacturers for specific installation information. *FIG. 1

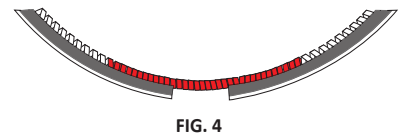
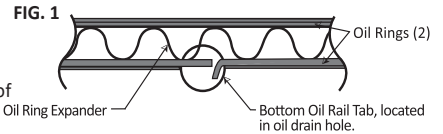
3-piece oil ring expander points should always be installed up to prevent impingement with oil ring groove drain features used on some pistons. The expander ends must butt and cannot overlap. *FIG. 2

The expanders of **3-piece** oil rings should be installed first followed by the rails which can be spiraled into the groove.

2-piece oil rings can be directional or non-directional. The Top, Pip Marks or Dots need to be installed up towards the top of the piston. Install the coil expander into the groove first, followed by the oil ring body. *FIG. 3

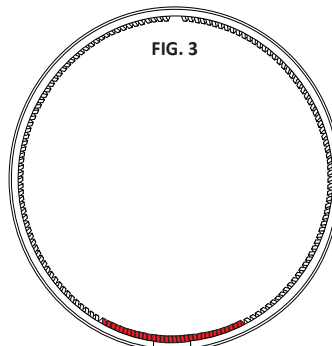
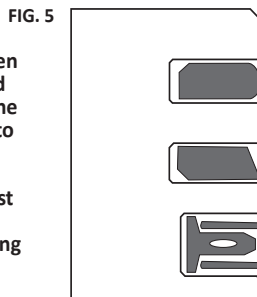
The gap of the coil expander springs of **2-piece** oil ring designs needs to be positioned 180 degrees from the gap of the oil ring body. *FIG. 4

Many coil expander springs have a variable pitch design that has an area with reduced spacing between the wire of the expander coils. This area needs to be centered at the gap of the ring body. *FIG. 4

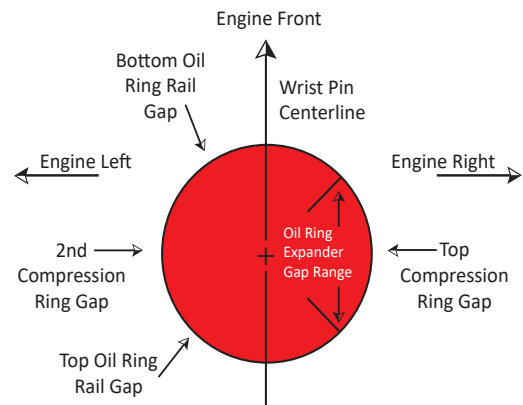


Checking Ring to Piston Ring Groove:

All rings when installed and pushed all the way back into the groove should not protrude past the edge of the piston ring lands. *FIG. 5



Ring Gap Orientation Diagram





VOLKSWAGEN TYPE 1 BIG BORE PISTON, AND PISTON/CYLINDER KIT.

Now you can have the highest quality pistons
AND barrels for your VDub Type 1-3 engine.

Kits include ICON Forged 4032 Pistons, Rings, Pins , Locks and now Revmaster
94mm or Thick wall 92mm barrels for the ultimate in quality, durability and
performance.

Piston Set	Piston & Ring Kit	Disp	Bore	Stroke	Rod	C/D	Pin Dia.	Crown	Gram Wgt. Piston/Pin	Top Land	Cyl. Hd. CC	Comp Ratio	UEM Ring #
Sold as kit only	IC10069-STDK1	1914-2110cc	94	69mm-76mm	Variable	1.559	.8666	Flat Top	380/113	0.300	56	Variable	3700DD4.STD
Sold as kit only	*IC10069-STDK2	1914-2110cc	94	69mm-76mm	Variable	1.559	.8666	Flat Top	380/113	0.300	56	Variable	3700DD4.STD
Sold as kit only	IC10070-STDK1	2180-2332cc	94	78.4-84mm	Variable	1.378	.8666	Flat Top	404/113	0.270	56	Variable	3700DD4.STD
Sold as kit only	*IC10070-STDK2	2180-2332cc	94	78.4-84mm	Variable	1.378	.8666	Flat Top	404/113	0.270	56	Variable	3700DD4.STD
Sold as kit only	IC10071-STDK1	2085-2234cc	94	69mm-76mm	Variable	1.559	.8666	Flat Top	422/113	0.300	56	Variable	3700DD4.STD
Sold as kit only	*IC10071-STDK2	2085-2234cc	94	69mm-76mm	Variable	1.559	.8666	Flat Top	422/113	0.300	56	Variable	3700DD4.STD
Sold as kit only	IC10072-STDK1	18735-2021cc	94	78.4-84mm	Variable	1.338	.8666	Flat Top	380/113	0.380	56	Variable	3700DD4.STD
Sold as kit only	*IC10072-STDK2	18735-2021cc	94	78.4-84mm	Variable	1.338	.8666	Flat Top	380/113	0.380	56	Variable	3700DD4.STD
Sold as kit only	IC10077-STDK1	2387cc	94	86mm	Variable	1.055	.8666	Flat Top	404/113	0.200	56	Variable	U09400ES *
Sold as kit only	*IC10077-STDK2	2387cc	94	86mm	Variable	1.055	.8666	Flat Top	404/113	0.200	56	Variable	U09400ES *
Sold as kit only	IC10144-STDK1	1600-1745	85.5	69mm-76mm	Variable	1.559	.8666	Flat Top	358/113	0.210	56	Variable	U08550DS

† = Piston and barrel kit.

2025 SUPPLEMENT CATALOG



1040 Corbett Street | Carson City, Nevada 89706

PHONE: 775.882.7790

TOLL FREE: 800.648.7970 USA

FAX ORDERS TO: 775.882.7773

Tech Support: tech@uempistons.com

www.uempistons.com



2025-REV-G

